

Childcare Sufficiency Assessment 2020

Table of Contents

1.	Overall assessment and summary.....	2
1.1.	About Childcare Sufficiency Assessments	2
1.2.	Overall Sufficiency in Bracknell Forest	2
1.3.	Our plans for childcare	3
2.	The Response to Coronavirus	5
3.	Demand for childcare	8
3.1.	Population of early years children	8
3.2.	Population of school age children.....	9
3.3.	Number of children with special educational needs and disabilities.....	9
3.4.	Characteristics of children in our area	10
3.5.	Changes to the population of children in our area	10
3.6.	Future demand for early years free entitlement places.....	11
4.	Supply of childcare	12
4.1.	Number of early years providers and places	12
4.2.	Early years vacancies	12
4.3.	Number of school age providers and places	13
5.	Funded Early Education	14
5.1.	Introduction to funded early education	14
5.2.	Proportion of 2-year-old children entitled to funded early education	14
5.3.	Take up of funded early education	14
5.4.	30 hours extended entitlement applications	15
5.5.	Providers offering funded early education places	16
6.	Prices	17
6.1.	Prices of early years childcare	17
6.2.	Prices of school age childcare.....	17
7.	Quality of childcare in our area	18
7.1.	OFSTED inspection grades.....	18
8.	Parent Survey.....	19
8.1.	Suitable Childcare	19
8.2.	Access to childcare	20
8.3.	Preferred location.....	20
8.4.	Information source: Availability.....	21
8.5.	Information source: Quality	21
8.6.	Improving the provision of information.....	22
9.	Data by electoral ward	23
9.1.	Ascot.....	24
9.2.	Binfield with Warfield	26
9.3.	Bullbrook.....	28
9.4.	Central Sandhurst	30
9.5.	College Town	32
9.6.	Crown Wood	34
9.7.	Crowthorne	36
9.8.	Great Hollands North	38
9.9.	Great Hollands South.....	40
9.10.	Hanworth	42
9.11.	Harmans Water.....	44
9.12.	Little Sandhurst and Wellington.....	46
9.13.	Old Bracknell.....	48
9.14.	Owlsmoor.....	50
9.15.	Priestwood and Garth	52
9.16.	Warfield Harvest Ride	54
9.17.	Wildridings and Central	56
9.18.	Winkfield and Cranbourne.....	58
10.	Methodology.....	60

1. Overall assessment and summary

1.1. About Childcare Sufficiency Assessments

Our Council is required by law to 'report annually to elected council members on how they are meeting their duty to secure sufficient childcare and make this report available and accessible to parents'. This Childcare Sufficiency Assessment (CSA) has been prepared in order to meet this duty.

The statutory guidance sets out the intended outcomes of this duty as 'parents are able to work because childcare places are available, accessible and affordable and are delivered flexibly in a range of high-quality settings' and that Local Authorities are required by legislation to 'Secure sufficient childcare, so far as reasonably practicable, for working parents, or parents who are studying or training for employment, for children aged 0-14 (or up to 18 for disabled children).'

This report assesses sufficiency using data about the need for childcare and the amount of childcare available, and feedback from local parents about how easy or difficult it has been for them to find suitable childcare.

Sufficiency is assessed for different groups, rather than for all children in the local authority. The number of children in these groups fluctuates across the year, for example the numbers in funded early years provision being at their lowest in autumn after the school intake of 4-year-olds and increasing across spring to the highest numbers in summer.

Information about childcare sufficiency is used to plan our work supporting the local childcare economy.

1.2. Overall Sufficiency in Bracknell Forest

Assessment of childcare sufficiency for this report normally uses data gathered in the summer term. Demand for childcare varies across the year, with demand at its highest in the summer term and lowest in the autumn term following the intake of 4-year-olds into maintained schools. The response to COVID-19 has affected the supply of and demand for childcare in the summer and autumn terms 2020 and consequently the data available in the preparation of the 2020 CSA. Data on the demand and supply of childcare in the summer term 2020 has been particularly badly affected and this report uses data from the summer term 2019 where data for the summer 2020 is not available or sufficiently robust.

Data sources include data from childcare providers, a parent survey, the Office of National Statistics (ONS) and Bracknell Forest Council (BFC) databases.

Analysis of the data indicates that:

- for the financial year 2020/21 there is sufficient childcare in Bracknell Forest in the following categories:
 - Free entitlement for eligible 2-year-olds
 - Universal 15 hours free entitlement for 3 and 4-year-olds
 - Extended 30 hours free entitlement for 3 and 4-year-olds of working parents
 - Early years childcare outside the free entitlements
- There is currently sufficient childcare across Bracknell Forest to meet future demand for the period 2020/21 to 2022/23 in these categories.
- There is insufficient evidence to conclude that there is enough childcare in the following categories:
 - Childcare before and after school
 - Childcare during school holidays
 - Childcare for children with special educational needs and disabilities (SEND).

The response to COVID-19 has resulted in providers reducing the supply of spaces or closing provision, and in a reduction in the demand for places due to changes in parents working arrangements or out of concern around infection. Whether these changes to both demand and supply are temporary or permanent is currently unknown.

1.3. Our plans for childcare

Bracknell Forest Councils priorities for planning childcare in 2021-22 are:

1. Identify and understand the impact of Coronavirus on parents and their childcare needs
 - Parental demand for childcare is the ultimate driver of the childcare market. Many parents have seen a change in their ways of working and their working patterns with the national response to Coronavirus. Research will be undertaken to identify the degree to which these changes are permanent and their impact on demand for childcare.
2. Identify and understand the impact of Coronavirus on providers
 - Many questions around the supply of childcare in Bracknell Forest will only be known once the market returns to 'normal'. Working with providers the Councils needs to:
 - i. identify which providers operating in the summer term 2020 remain open, if providers have changed their childcare offer, any changes in costs, the supply of childcare available
 - ii. understand if there is an under or oversupply in any part of the childcare market, which area in Bracknell Forest is affected and what opportunities exist in the local market for new providers.

3. Working with providers to ensure they remain sustainable and understand and adapt to the changes in the childcare market. We will continue to offer business support to those providers who need it.
4. Improving data on all aspects of the childcare market including capacity, vacancies, waiting lists and costs. A particular focus will be childcare for school age children and holiday clubs. The improved data collection will be included in the 2021-22 CSA.
5. Actively promoting the Bracknell Forest Local Directory, which holds information on all childcare in Bracknell Forest. This includes the use of social media, local advertising e.g. buses and Town & Country, school newsletter and websites, Family hubs and other BFC services, Job Centre and Health Visitors.

2. The Response to Coronavirus

Summer term 2020

In April 2020 the Department for Education (DfE) published guidance setting out the arrangements for securing sufficient childcare places in the summer term 2020. This guidance set out that:

- local authorities should initially aim to secure the required childcare places by using places that are already funded through early years Dedicated Schools Grant (DSG)
- the priority for the early years sector was first and foremost to ensure sufficient childcare for vulnerable children and children of keyworkers
- this could include moving children between providers where one provider had closed, and another had empty DSG-funded places
- in many cases this could be done without additional cost to the Local Authority
- in some cases, ensuring sufficient childcare could incur additional costs if the provider staying open could not do so in a financially sustainable way

Local Authorities continued to receive their expected funding and the expectation was that in most instances this would be sufficient for the summer term payments to providers.

In response to this guidance, in the summer term 2020 early years providers in Bracknell Forest were funded based on the free entitlement hours they expected to claim prior to the coronavirus (COVID-19) outbreak. Providers who remained open and accepted vulnerable children or children of keyworkers from closed settings and as a result the number of children attending their setting exceeded the funded places for the term were able to claim additional funding.

The Family Information Service (FIS) supported keyworkers worker parents seeking alternative childcare where their usual childcare provider was unable to offer or where they needed to attend one provider only rather than the usual pattern of shared care (access to 2 or more providers). In most cases Bracknell Forest Council was able to place children in already funded places.

A huge amount of work was undertaken by the Early Years sector to support childcare for keyworkers workers and vulnerable children. Attendance data has been collected and collated by BFC Early Years team and submitted to the DfE weekly throughout the pandemic.

The Early Years team has been in contact with providers individually and via TEAMS meetings regularly since March 2020 to offer advice and support. Assist in interpreting DfE guidance, undertaking risk assessments, accessing PPE, working with community venues and supporting where guidance differed creating confusion.

Autumn term 2020

In July 2020 the DfE issued additional guidance for funding in the Autumn term 2020. This guidance set out the following:

- From start of Autumn term 2020 Local Authorities should continue to fund open early years providers at broadly the same levels that they would have expected had there not been a COVID-19 outbreak
- Local authorities should not fund providers which are closed without a public health reason
- Local authorities might, for example, use the numbers of children in places in the previous Autumn term to inform funding levels

BFC issued sector specific guidance on the top-up funding to providers in July 2020 which set out the following:

Private, Voluntary and Independent (PVI) providers

- No change to the normal funding process
- All providers will be paid for the number of free early education hours claimed in Autumn 2020 at their appropriate funding rates
- Providers who claimed more free early education hours in Autumn 2019 were paid the difference as a top-up
- All top-up hours paid at the providers 3 and 4-year-old funding rate for the Autumn term 2020
- 60% of the forecast top-up was paid in July 2020 as part of the forecast payment

Childminders

- No change to the normal funding process
- Numbers of funded children attending a childminding setting are very low and vary termly therefore the approach is to fund childminders for participation in the Autumn term 2020 and not base funding on Autumn 2019

Maintained and Academy School Nursery classes

- No change to the normal funding process
- School nursery classes receive annual indicative funding statements based on actual hours delivered each term over the last year (April to March). There is then a termly positive or negative adjustment dependent on actual hours delivered
- To maintain funding at the level normally expected, changes were only made if more free early education hours were claimed in Autumn 2020 than in Autumn 2019

Surveys were completed with providers to ascertain whether any were experiencing sustainability concerns related to Covid-19. 74 responses were received, 34 from group providers, 40 from childminders. 2 group providers reported financial difficulties. The Early Years team worked with the settings reporting difficulties and both providers have remained sustainable.

In the autumn term all PVI providers and Childminders were invited to a fully funded business training course which included a model for disaster recovery.

3. Demand for childcare

3.1. Population of early years children

In total, there are 7,169 children under the age of five living in our local authority. These children may require early years childcare. The Council has a statutory duty to provide funded early years provision for all 3-and 4-year-olds, equivalent to 3,004 children (although some 4-year-olds will have started reception) and the most deprived of 2-year-olds, currently estimated at around 224 children. Table 1 shows the total number of children by age in Bracknell Forest, while Figure 1 shows these numbers at a Ward level.

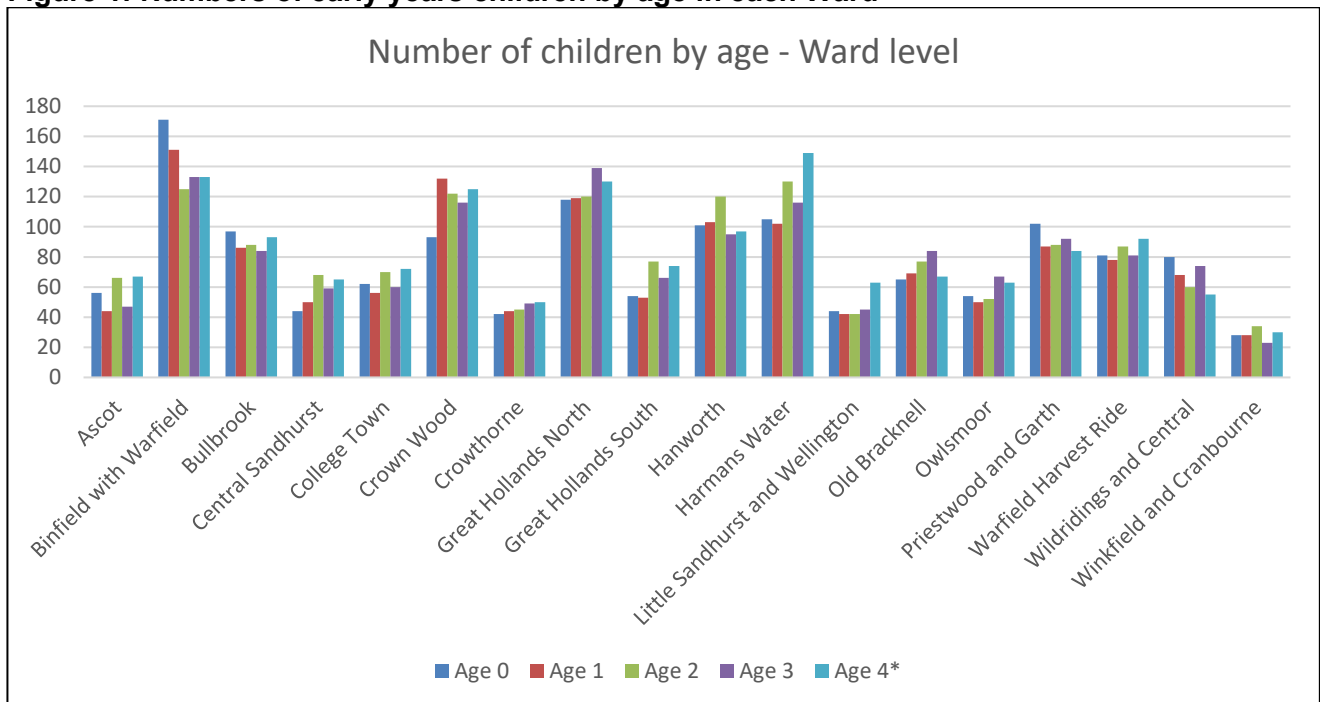
Table 1: Numbers of early years children by age

Age	Number of children
Age 0	1397
Age 1	1362
Age 2	1471
Age 3	1430
Age 4*	1509

Sources: ONS - Population estimates for the UK, England and Wales, Scotland and Northern Ireland: mid-2019 & NHS South, Central & West Birth Data

* Some four-year-olds will have started reception

Figure 1: Numbers of early years children by age in each Ward



Sources: ONS - Population estimates for the UK, England and Wales, Scotland and Northern Ireland: mid-2019 & NHS South, Central & West Birth Data

* Some four-year-olds will have started reception

3.2. Population of school age children

In total there are 11,480 children aged 5-11, and 4,847 children aged 12-14 living in our local authority. These children may require childcare before and after school, and/or during the school holidays.

Table 2: Numbers of school age children by age

Age	Number of children
Age 5	1495
Age 6	1543
Age 7	1605
Age 8	1683
Age 9	1718
Age 10	1687
Age 11	1749
Age 12	1668
Age 13	1648
Age 14	1531

Source: ONS - Population estimates for the UK, England and Wales, Scotland and Northern Ireland: mid-2019

Detailed information about the school age population in Bracknell Forest can be found in the School Places Plan which is available on the Bracknell Forest website [Schools and learning strategies and policies | Bracknell Forest Council \(bracknell-forest.gov.uk\)](https://www.bracknell-forest.gov.uk/schools-and-learning-strategies-and-policies)

3.3. Number of children with special educational needs and disabilities

Children with SEND are entitled to support with childcare up to the age of 18 (age 14 for children who do not have a special need or disability). The number of children with an Education, Health and Care plan (EHCP) in our local authority is:

Table 3: Children with an EHCP by age

Age	Number of children
Birth to school age	2
Primary school (reception to year six)	331
Secondary school (year seven to thirteen)	479

Source: BFC Internal data as at 1 September 2020

Children's needs change over time and are identified at different ages. Among the youngest children, SEND may only be identified when they start in childcare or school, and it can take some time from difficulties being identified to an EHCP being issued. It is therefore possible that the number of children with SEND aged 0-4 is an underestimate. Some children have SEND but do not have an EHCP. In the summer term 2019 there were 178 children aged 0-4 years known to the Child Development Centre (CDC), all of whom have additional needs which vary significantly from mild additional needs to severe, complex, and lifelong needs.

3.4. Characteristics of children in our area

There are two characteristics of children in our area which must be considered when assessing childcare sufficiency - deprivation and parents working status.

3.4.1. Deprivation

Growing up in a deprived household can limit a child's ability to access childcare. These limits include the direct cost of childcare and the indirect costs such as transport. Children who meet financial criteria that are indicative of living in a deprived household can receive additional funding to improve their access to childcare. This funding includes two-year-old funding, Early Years Pupil Premium (3- and 4-year-olds not in school) and Pupil Premium (children in school). The numbers of children qualifying for this funding in our local authority in the summer term 2020 are:

Table 4: Children eligible for additional funding through financial criteria

<i>Funding type</i>	<i>Number of children</i>
2-year-old Funding	162
Early Years Pupil Premium	159
Pupil Premium	1,832

Source: BFC school census January 2020 and Early Years funding data Summer term 2020

3.4.2. Parents working status

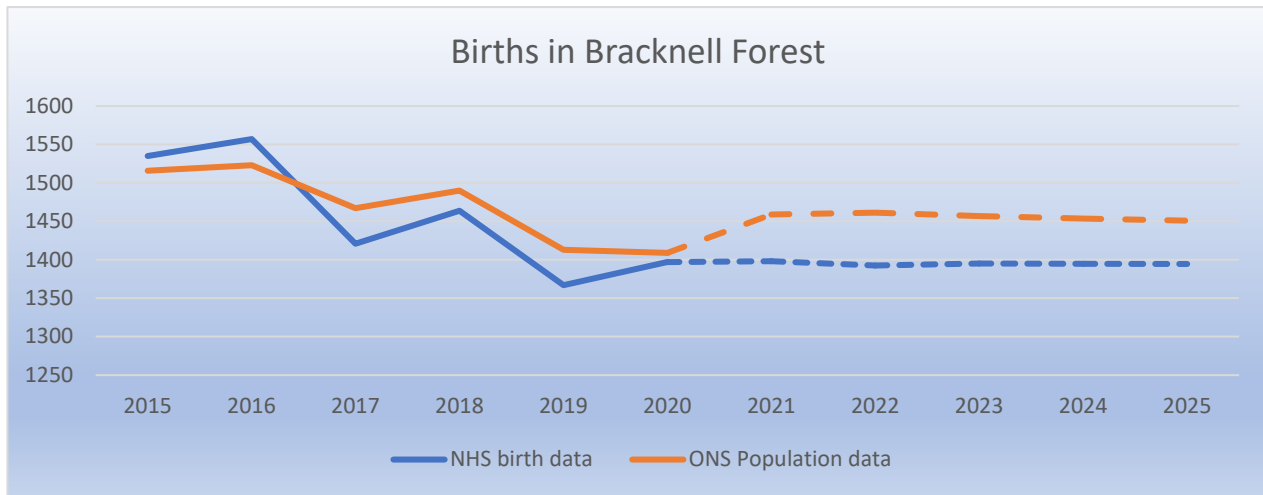
To qualify for the 30 hours extended entitlement for 3- and 4-year-olds, both parents in a household or one parent in a single parent household must be in employment.¹ In Bracknell Forest approximately 72% of families meet this requirement.

3.5. Changes to the population of children in our area

In the summer term 2020 the extended free entitlement was claimed by 953 children or 48% of 3- and 4-year-olds accessing the early years free entitlements, an increase of 3% from 2019. The average number of extended hours claimed per week was 12.98 hours, an increase from 11.94 in 2019. However, based on HMRC tax and benefit data, approximately 72% of families in Bracknell Forest should be eligible for the extended entitlement and uptake of the entitlement is therefore significantly lower than number of potentially eligibility children.

The 2019 CSA used NHS birth data to predict birth rates in 2020 and 2021. For the 2020, historic data from 2015 and future projections to 2025 using both the NHS data and ONS data are provided in figure 2.

¹ Available to families where each parent (or one parent in a single adult household) are earning the equivalent of working sixteen hours per week on the minimum wage and less than £100,000 per annum

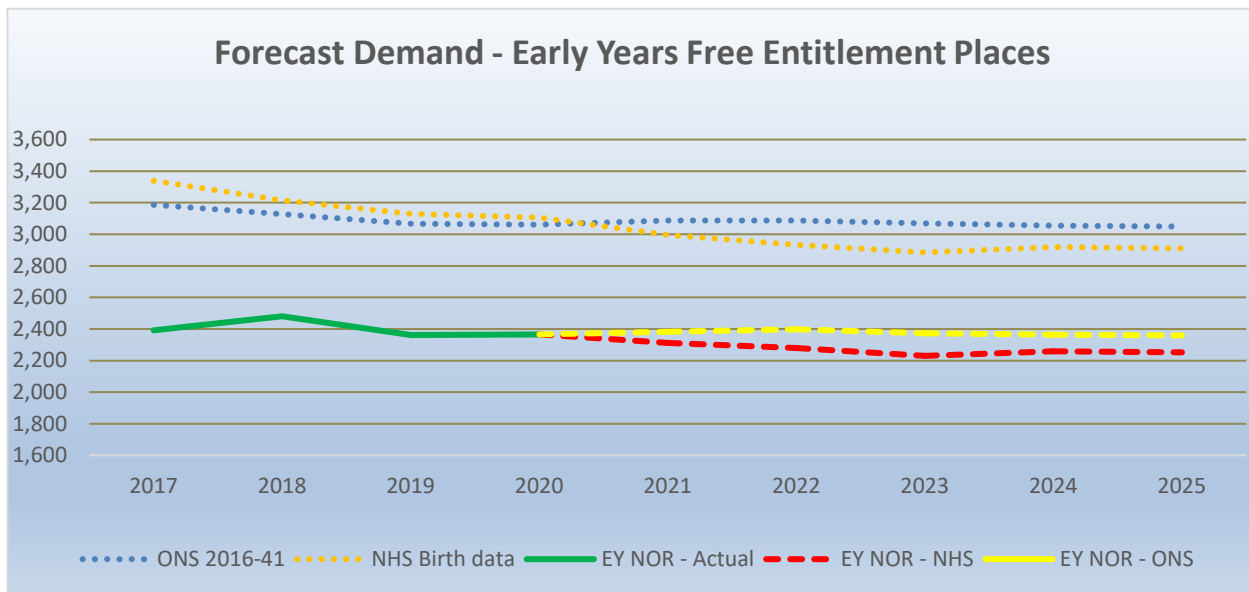
Figure 2: Births in Bracknell Forest

Sources: NHS South, Central & West Birth Data

3.6. Future demand for early years free entitlement places

Future demand for early years free entitlement places for the period 2022 to 2025 can be estimated using population forecasts and the current average rate of free entitlement uptake. This report uses a population forecast published by the ONS and a forecast extrapolated from NHS birth data.

In 2025 the population of 3 and 4-year-olds in Bracknell Forest is forecast to be 3,019 using the ONS data or 2,911 using NHS birth data. When combined with the current average rate of uptake for the free entitlements for 3 and 4-year-old of 77%, the forecast demand in the summer term 2025 is calculated to be 2,360 using the ONS data or 2,252 using the NHS birth data, illustrated in Figure 3 below.

Figure 3: Forecast demand for 3- & 4-year-old free entitlement places

Sources: NHS South, Central & West Birth Data, ONS Population Projection 2016-41, BFC internal data

4. Supply of childcare

Data on available childcare capacity in Bracknell Forest is normally collected during the summer term. With the part or total closure of setting in the Summer term 2020 in response to COVID-19, data on childcare capacity was not collected. This report therefore uses capacity data from the summer term 2019.

4.1. Number of early years providers and places

In the summer term 2020 there were 222 childcare providers in our local authority, offering an estimated 4,998² early years childcare places.

Table 5: Early years providers and places by type of provision

<i>Type of provision</i>	<i>Number of providers</i>	<i>Number of places</i>
Childminders*	159	947
Nursery classes in schools	18	1142
PVI providers	45	2909

Source: Provider survey summer 2019, BFC data and OFSTED registration data

**number of childminder places is an estimate based on available data; some places are also available for older children.*

A place is defined as 15 hours of childcare a week, the maximum number of funded hours a week a child can access via the universal entitlement. The table above records the maximum number of 15 hours places a provider is registered to offer in a week. In practice, many providers choose to operate below their number of registered places, and some will be allocated to children accessing places outside of the free entitlements.

A child attending for 30 hours a week as part of the extended entitlement will take up 2 places and a child attending all week at a full day care setting will take up 3 to 4 places.

4.2. Early years vacancies

A vacancy is a place that could realistically be used by a child and is available for a minimum of 15 hours a week.

Vacancy rates are a snapshot, and often change rapidly. In some cases, providers may have a vacancy which is only available for a specific age group, or for a particular part time arrangement. In general, vacancy rates are at their lowest in summer and highest in the autumn, when children move to school.

² Data from the 2019 Provider Survey. Due to regulations on staff to child ratios and minimum space requirements, total childcare capacity in BFC fluctuates depending on the mix of children accessing childcare. Capacity data is correct at the point of collection only.

Data on vacancy rates are normally gathered in summer as this provides the most accurate indicator of available capacity in the market. The disruption caused by COVID-19 impacted heavily on the numbers accessing early years places and has rendered the collection of vacancy rates meaningless for the summer term 2020. The data presented below in Table 11 is therefore a repeat of the summer term 2019 data.

Table 6: Early Years Vacancies by type of provision

<i>Type of provision</i>	<i>Number of providers</i>	<i>Total number of vacancies</i>
Childminders	185	33
Nursery classes in schools	18	49
PVI providers	47	386

Source: Internal BFC data and OFSTED registration data, vacancies as reported by providers to the council in the summer term 2019

4.3. Number of school age providers and places

In total, there are 56 providers of childcare for school age children during term time, and 22 providers of childcare for school age children during the holidays. There are also 159 childminders who may provide care for school age children.

Table 7: School Age provision and places

<i>Type of provision</i>	<i>Number of providers</i>	<i>Number of registered places</i>
Breakfast club – primary school	26 clubs	Insufficient data
After-school club – primary school	30 clubs	Insufficient data
Breakfast club – secondary school	Insufficient data	Insufficient data
After-school club – secondary school	Insufficient data	Insufficient data
Childminders*	159	Insufficient data
Holiday club	22 clubs	Insufficient data

Source: BFC data and OFSTED registration data

Not all provision of childcare for school age children is registered with OFSTED, and changes to the OFSTED registration requirements mean that the number of school age children looked after by a provider is no longer indicated in their OFSTED registration. In normal circumstances these factors make gathering data on the availability of childcare for school age children challenging. A situation exacerbated by the response to COVID-19, which has seen much of the childcare for school age children before and after school and in the holidays remain closed for most of the period covered by this report. Consequently, information on the number of registered places for school age provision is not available.

There is insufficient data available on childcare provision in secondary schools for inclusion in this table. Parents may also use provision which is not considered 'childcare', for example sports or arts clubs after school or in the holidays.

5. Funded Early Education

5.1. Introduction to funded early education

Some children are entitled to free childcare, funded by the government.

- All children aged 3 and 4 are entitled to the 570 hours of free childcare per year, equivalent to 15 hours a week over 38 weeks, from the term after the child's 3rd birthday until the term after their 5th birthday or they start reception class in school. This is known as the universal 15 hours entitlement
- Children aged 3 and 4 where both parents are working, or from lone parent families where that parent is working³, could be [entitled](#) to an additional 570 hours of free childcare per year, equivalent to 15 hours a week over 38 weeks, from the term after the child's 3rd birthday until the term after their 5th birthday or they start reception class in school. This is known as the extended 30 hours entitlement
- Children aged 2 whose families receive certain benefits (including low-income families in receipt of in-work benefits), or those who meet additional non-economic [criteria](#), are entitled to 570 hours of free childcare a year, equivalent to 15 hours per week over 38 weeks. Nationally, about 40% of 2-year-olds are entitled to this offer, but the proportion varies by area.

Parents do not have to use all the hours of their funded entitlement and may choose to split them between more than one provider. With the agreement of their provider, parents may also spread them across the year – for example, rather than taking 15 hours for 38 weeks a year they could take just under 12 hours for 48 weeks a year.

5.2. Proportion of 2-year-old children entitled to funded early education

In Bracknell Forest, for the summer term 2020, 15.5 % of 2-year-olds or 229 children were entitled to funded early education for economic reasons.

5.3. Take up of funded early education

The take up of early years places is measured in the summer term of each year, with the data submitted by providers as part of the free entitlement funding process. Due to the lockdown in response to COVID-19, the data submitted by providers in the Summer term 2020 is missing children who would normally have started accessing funded early education after the start of term and the take up of funded early education is therefore lower than would normally be expected.

³ Available to families where each parent (or one parent in a single adult household) are earning the equivalent of working sixteen hours per week on the minimum wage and less than £100,000 per annum

The table 13 sets out the number of children taking up their funded place (for at least some of the available hours) in our local authority in summer 2020 and the proportion of the eligible population this represents. Four-year olds who have started reception class are not eligible for funded early education.

Table 8: Take up of funded early education by age

<i>Age</i>	<i>Children</i>	<i>% of eligible children</i>
Age 2	168	73%
Age 3	1358	92%
Age 4	840	52%

Source: BFC Internal data, DWP eligibility data and ONS - Population estimates for the UK, England and Wales, Scotland and Northern Ireland: mid-2019.

Some children will take up funded early education places in neighbouring authorities. In Bracknell Forest a total of 206 children resident in neighbouring authorities access their funded early education in Bracknell Forest. Figure 14 provides a breakdown of these children and their resident local authority.

Table 9: Children resident outside BF attending BFC EY provision

<i>Local Authority</i>	<i>Children</i>
Basingstoke and Deane	2
Buckinghamshire	2
Elmbridge	1
Guildford	2
Hart	43
Hillingdon	2
Hounslow	1
Reading	1
Runnymede	8
Rushmoor	9
Slough	2
South Somerset	1
Spelthorne	1
Surrey Heath	47
Walsall	1
Waverley	1
Wokingham	82
Total	206

Source: BFC Free entitlement funding data

5.4. 30 hours extended entitlement applications

Parents who think they are entitled to a 30 hours extended entitlement place apply for this online through the Government's [Childcare Choices website](#). The same website is used to apply for tax free childcare

and parents can apply for either or both. If a parent is eligible, the system issues the parent with a code which they present to their chosen childcare provider to claim the funding. The provider validates the code through the Councils funding software prior to confirming that the child can take up 30 hours extended entitlement places. If they are ineligible, they will still be entitled to the universal 15 hours of early education and childcare. A comparison of the number accessing 30 hours free entitlement for the last 3 years is set out in table 14.

Table 10: 3 & 4-year-olds accessing 30 hours extended entitlement

<i>Term</i>	<i>Total funded 3- & 4-year-olds</i>	<i>Accessing 30 hours</i>	<i>% of total</i>
Summer 2018	2481	937	37.8%
Summer 2019	2362	978	41.4%
Summer 2020	2366	1055	44.6%

Source: BFC Free entitlement funding data

5.5. Providers offering funded early education places

Providers are paid directly by government for delivering funded early education places (via the Local Authority). They are not required to offer them to parents, but of course parents may choose to use a different provider if they do not. Some providers offer a restricted number of funded places. The table below sets out the number of providers offering funded places and the numbers offering each type of funded place.

Table 11: Providers offering

<i>Type of provision</i>	<i>Number of providers</i>	<i>2-year-olds</i>	<i>Universal 15 hours</i>	<i>Extended 30 hours</i>
Childminders	100	94	100	100
Nursery classes in schools	18	0	18	17
PVI providers	45	43	45	43

Source: BFC funding data

6. Prices

6.1. Prices of early years childcare

For early years childcare outside the funded entitlements, we report on average prices per hour, reported to us by settings.⁴ There may be variations to prices based on the number of hours a family uses, with reductions for longer hours, or discounts for sibling groups. There may be additional payments for additional services, e.g., lunch and other meals which are not included in these prices. This data was not collected in the summer term 2020 due to the impact of COVID-19 on providers, data from the summer term 2019 is provided below.

Table 12: Average childcare prices – early years

<i>Price per hour</i>	<i>Private, voluntary and independent nurseries</i>	<i>Nursery classes in schools</i>	<i>Childminders</i>
0- and 1-year olds	£6.37	n/a	£5.00
2-year-olds	£7.04	n/a	£5.00
3- and 4-year-olds	£5.74	£5.00	£5.00

Source: cost data supplied by EY providers – summer term 2019

6.2. Prices of school age childcare

For school age children during term time, we report on average prices before school per session, after school per day, and for childminding per hour. For holiday childcare, we report on holiday club prices per week.

Table13: Average childcare prices – school age

<i>Setting and price unit</i>	<i>Price</i>
Breakfast club per day	£4.34
After-school club per session	£10.44
School age childminder per hour	£5.11
Holiday club per week	£130.00

Source: cost data from the Bracknell Forest Local Directory

⁴ Details of how we collect this data is provided in section 10: Methodology

7. Quality of childcare in our area

7.1. OFSTED inspection grades

Childcare providers offering the free entitlements must be registered with and be inspected by the appropriate regulatory body, OFSTED or the Independent Schools Inspectorate.

OFSTED graded outcomes are: 'outstanding', 'good', 'requires improvement', and 'inadequate'.⁵ The Independent Schools Inspectorate graded outcomes are: 'excellent', 'good', 'sound' or 'unsatisfactory'.

Schools with nursery classes have an overall inspection grade for the school and most also have a separate early years grade.

Due to COVID-19, no routine inspections were carried out since March 2020 and during the period covered by this report. The data provided below is the most current data available.

As detailed in the table below, as of the summer term 2020, 223 of 229 providers in Bracknell Forest, equivalent to 97%, achieved a good or outstanding OFSTED rating in their last inspection. Some providers are still awaiting their first full inspection. These providers are excluded from our calculation. Nationally the proportion of providers judged good or outstanding at their most recent inspection is 96%.⁶

Table 14: OFSTED inspection grades by type of provision

<i>Type of provision</i>	<i>Total number of providers</i>	<i>Total achieving good or outstanding</i>
Childminders	172	171
Nursery classes in maintained schools *	13	10
Nursery classes in academies ⁷	4	0
PVI providers	44	42

Source: OFSTED

* early years grade if available, otherwise overall school grade

⁵ For more information see <https://reports.ofsted.gov.uk/about-our-inspection-reports>

⁶ For more information see [Main findings: childcare providers and inspections as at 31 August 2020 - GOV.UK \(www.gov.uk\)](#)

⁷ Nursery classes in academies are awaiting their first inspection

8. Parent Survey

A survey was undertaken in September and October 2020 to gather parents and carers experience and needs in relation to childcare. The survey was aimed at parents currently accessing or looking to access childcare in Bracknell Forest. A total of 321 responses were received. A summary of relevant points and parent's comments are provided below. All percentages refer to the proportion of answers to the specific question, not of the total respondents. Specific comments from parents have been withheld.

8.1. Suitable Childcare

Respondents were asked how easy it was to find suitable childcare for their child or children.

Table 15: Finding suitable childcare

<i>Category</i>	<i>Very easy</i>	<i>Fairly easy</i>	<i>Neither</i>	<i>Fairly difficult</i>	<i>Very difficult</i>
Early years childcare	103 (38%)	122 (45%)	14 (5%)	22 (8%)	8 (3%)
School Age – before school	44 (31%)	60 (42%)	16 (13%)	11 (8%)	9 (6%)
School age – after school	40 (29%)	65 (47%)	19 (14%)	6 (4%)	9 (7%)
School Age – holiday care	26 (19%)	67 (50%)	22 (16%)	9 (7%)	11 (8%)

Comparing the percentage of respondents in 2020 reply fairly difficult or very difficult to those in 2019 we see a decrease for early years childcare and an increase for all school age categories.

Table 16: Finding suitable childcare 2019 to 2020

<i>Category</i>	<i>2019</i>	<i>2020</i>
Early years childcare	17%	11%
School Age – before school	8%	20%
School age – after school	13%	15%
School Age – holiday care	15%	20%

Respondents who replied fairly difficult or very difficult were asked to provide a reason for their response, these included:

- Drop off and collection times did not meet parents needs
- No childminders with spaces that do school drop off/pick up
- Only term time childcare care available – childcare required all year
- No early year's childcare places available in the required area
- Too expensive
- No suitable childcare for a child with additional needs
- No afterschool club and/or holiday club in right location
- Holiday clubs did not cater for the required age group

8.2. Access to childcare

Parents were asked if, at any point in the past 12 months, they had been unable to access childcare when they or their child needed it.

Table 17: Unable to access childcare

<i>Category</i>	<i>Yes</i>	<i>No</i>
Early Years Childcare	52 (20%)	213 (80%)
School age – before school	20 (15%)	112 (85%)
School age – after school	23 (18%)	106 (82%)
School age – Holiday care	23 (18%)	102 (82%)

Comparing the percentage of respondents in 2020 reply Yes to those in 2019 we see an increase in all categories.

Table 18: Unable to access childcare 2019 to 2020

<i>Category</i>	<i>2019</i>	<i>2020</i>
Early Years Childcare	12%	20%
School age – before school	11%	15%
School age – after school	16%	18%
School age – Holiday care	19%	18%

Respondents who replied Yes were asked to provide a reason for their response, the overwhelming response was the impact of COVID-19 on the availability of childcare, response included:

- Childcare closed due to COVID-19 / lockdown
- Only available childcare term time only – all year required
- Wrap around care not available or suitable
- Suitable childcare for child with additional needs not available

8.3. Preferred location

20 parents indicated that they were not able to find childcare in their preferred location, with 17 respondents indicating their preferred location as set out in table 23.

Table 19: Unable to access childcare 2019 to 2020

<i>Location</i>	<i>No of responses</i>
Ascot	1
Binfield	2
Crown Wood	1
Crowthorne	3
Great Hollands	1
Harmans Water	1
Little Sandhurst	3
Sandhurst	1
Warfield	2
Wildridings	1
Winkfield	1

8.4. Information source: Availability

Respondents were asked to select all the sources of information they used to find out what childcare was available in their area. The responses for 2019 and 2020 are provided below.

Table 20: Childcare availability information source

<i>Information Source</i>	<i>2019</i>	<i>2020</i>
Local Authority or FIS website	33 (13%)	88 (12%)
Children's Centres	18 (7%)	29 (4%)
School	37 (14%)	80 (11%)
Library	8 (3%)	9 (1%)
Health services	2 (1%)	7 (1%)
Local advertising	20 (8%)	48 (7%)
Internet	44 (17%)	156 (22%)
Social media	39 (15%)	107 (15%)
Friends & family	52 (20%)	167 (24%)
Employer	4 (2%)	4 (1%)

It is worth noting that where parents have indicated that their source of information was the internet, parents could be using the FIS website without being aware of it.

8.5. Information source: Quality

Respondents were asked to indicate how they checked the quality of a childcare provision (multiple responses were allowed). The table 25 compares responses from 2019 and 2020.

Table 21: Information sources – quality of childcare

<i>Information source</i>	<i>2019</i>	<i>2020</i>
Visited the setting	82 (27%)	253 (28%)
Word of mouth	68 (23%)	181 (20%)
OFSTED reports	56 (19%)	165 (18%)
Looked at the providers website	51 (17%)	167 (18%)
Reviews on the internet	41 (14%)	124 (14%)

8.6. Improving the provision of information

Respondents were asked for ideas on how Bracknell Forest could make it easier for parents to find out about what childcare is available. These responses are summarised below together with feedback from BFC.

Table 22: Improving information availability

<i>Response received</i>	<i>Bracknell Forest Council Feedback</i>
Ask schools to advertise childminders	BFC is working with schools to promote the Bracknell Forest Local Directory on the school website and newsletters
Have a dedicated site that's easy to use with clear information on the different providers	The Bracknell Forest Local Directory provides a comprehensive listing of childcare in Bracknell Forest.
Leaflets or booklets with all providers and what they offer – sent to every home/distributed by health visitors	This would not be cost effective; parents are encouraged to make use of the Bracknell Forest Local Directory
Encourage childminders to keep their details and availability up to date	All childcare providers in Bracknell Forest are regularly reminded to keep their details and vacancies up to date
Use social media	Work is underway to increase the social media presence of the Family Information Service and Bracknell Forest Local Directory

The Family Information Service has a website which publishes information on all available childcare in Bracknell Forest, including for children with special educational needs and disabilities. This website, known as the Bracknell Forest Local Directory, can be accessed here

<https://bracknellforest.fsd.org.uk/kb5/bracknell/directory/home.page>

BFC is actively promoting the Bracknell Forest Local Directory, including advertising on the back of buses in Bracknell Forest, through school newsletter and websites, family hubs, adverts in 'Town and Country' the local free newspaper, posters in local shops and via other services provided by BFC.

Further work is underway to improve the visibility of the Local Directory on social media and the use of innovative technology to link parents to available childcare via a smartphone application is being investigated.

9. Data by electoral ward

The data provided in this section reflects the best available data in the Summer term 2020. Population data was sourced from the ONS - Population estimates for the UK, England and Wales, Scotland and Northern Ireland: mid-2019.

9.1. Early years free entitlement

Section 9 provides data on population and childcare capacity at a Ward. Below is a summary of the number of early years providers, the estimated early years capacity and uptake of free entitlement places per Ward.

Table 23: Ward level summary of early years places

<i>Ward</i>	<i>Number of providers</i>	<i>Estimated Capacity</i>	<i>Uptake of funded places</i>
Ascot	9	224	97.5
Binfield with Warfield	14	420	219.2
Bullbrook	14	217	164.6
Central Sandhurst	4	82	58
College Town	18	596	341
Crown Wood	13	239	120.1
Crowthorne	8	182	126.2
Great Hollands North	12	282	168.3
Great Hollands South	5	116	89.2
Hanworth	21	407	289.5
Harmans Water	18	302	173
Little Sandhurst and Wellington	7	165	93.6
Old Bracknell	17	228	120.6
Owlsmoor	12	179	123.1
Priestwood and Garth	18	411	262
Warfield Harvest Ride	20	315	167.9
Wildridings and Central	7	371	242.4
Winkfield and Cranbourne	5	262	181.4
Total	222	4998	3037.6

9.2. Ascot

9.2.1. Population

The total estimate population of children in Ascot in the summer term 2020 aged 0 to 14 was 965, of which:

- 280 are aged under 5
- 144 are aged 3 and 4 and could be eligible for funded early years places
- 504 are aged 5 to 11
- 181 are aged 12 to 14

9.2.2. Available childcare

The estimated available childcare by provider type is set out in table 27. The uptake figures include funded places for 2-year-olds and universal and extended free entitlement places for 3- and 4-year-olds.

Table 24: Childcare by provider type

<i>Type of provision</i>	<i>Number of providers</i>	<i>Estimated capacity</i>	<i>Uptake of funded places</i>
Childminders*	6	32	6.8
Nursery classes in maintained schools	0	0	0
Nursery classes in academies	0	0	0
PVI providers	3	192	90.7
After school club	1	Insufficient data	n/a
Breakfast club	3	Insufficient data	n/a
Holiday club	2	Insufficient data	n/a

Sources: OFSTED, Bracknell Forest Local Directory, BFC Free entitlement funding data

*childminder capacity includes places for school age children

9.2.3. Early years free entitlement funding

A total of 64 children accessed the early years free entitlements in Ascot in the Summer term 2020. Of these 24 (37%) were resident in Ascot, 28 (44%) were resident in other Bracknell Forest wards and 12 (19%) were resident outside of Bracknell forest.

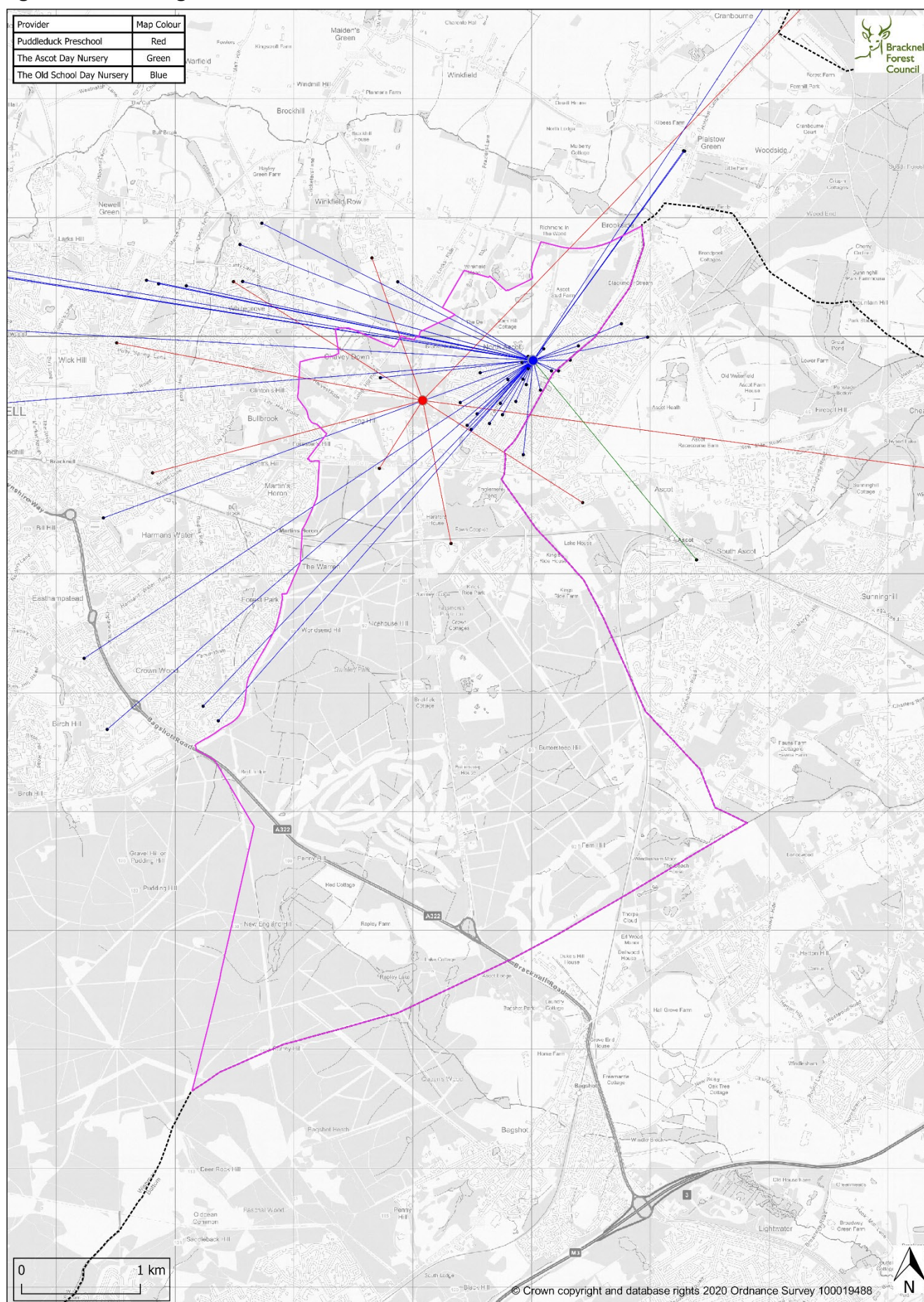
Table 25: Free entitlement uptake by resident ward

<i>Ward</i>	<i>Age 2</i>	<i>Age 3</i>	<i>Age 4</i>	<i>Total</i>
Ascot	1	14	9	24
Other Bracknell Forest Wards	1	15	12	28
Outside Bracknell Forest	1	9	2	12
Total	3	38	23	64

Source: BFC free entitlement funding data

The distribution of children accessing the free entitlement in group provisions is shown in figure 4.

Figure 4: Attending Children Distribution - Ascot



9.3. Binfield with Warfield

9.3.1. Population

The total estimate population of children in Binfield with Warfield in the summer term 2020 aged 0 to 14 was 1,812, of which:

- 713 are aged under 5
- 266 are aged 3 and 4 and could be eligible for funded early years places
- 852 are aged 5 to 11
- 247 are aged 12 to 14

9.3.2. Available childcare

The estimated available childcare by provider type is set out in table 29. The uptake figures include funded places for 2-year-olds and universal and extended free entitlement places for 3- and 4-year-olds.

Table 26: Childcare by provider type

<i>Type of provision</i>	<i>Number of providers</i>	<i>Estimated capacity</i>	<i>Uptake of funded places</i>
Childminders*	9	54	17.2
Nursery classes in maintained schools	0	0	0
Nursery classes in academies	1	52	26.7
PVI providers	4	314	175.3
After school club	5	Insufficient data	n/a
Breakfast club	5	Insufficient data	n/a
Holiday club	5	Insufficient data	n/a

Sources: OFSTED, Bracknell Forest Local Directory, BFC Free entitlement funding data

*childminder capacity includes places for school age children

9.3.3. Early years free entitlement funding

A total of 162 children accessed the early years free entitlements in Binfield with Warfield in the Summer term 2020. Of these 69 (43%) were resident in Binfield with Warfield, 70 (43%) were resident in other Bracknell Forest wards and 12 (14%) were resident outside of Bracknell forest.

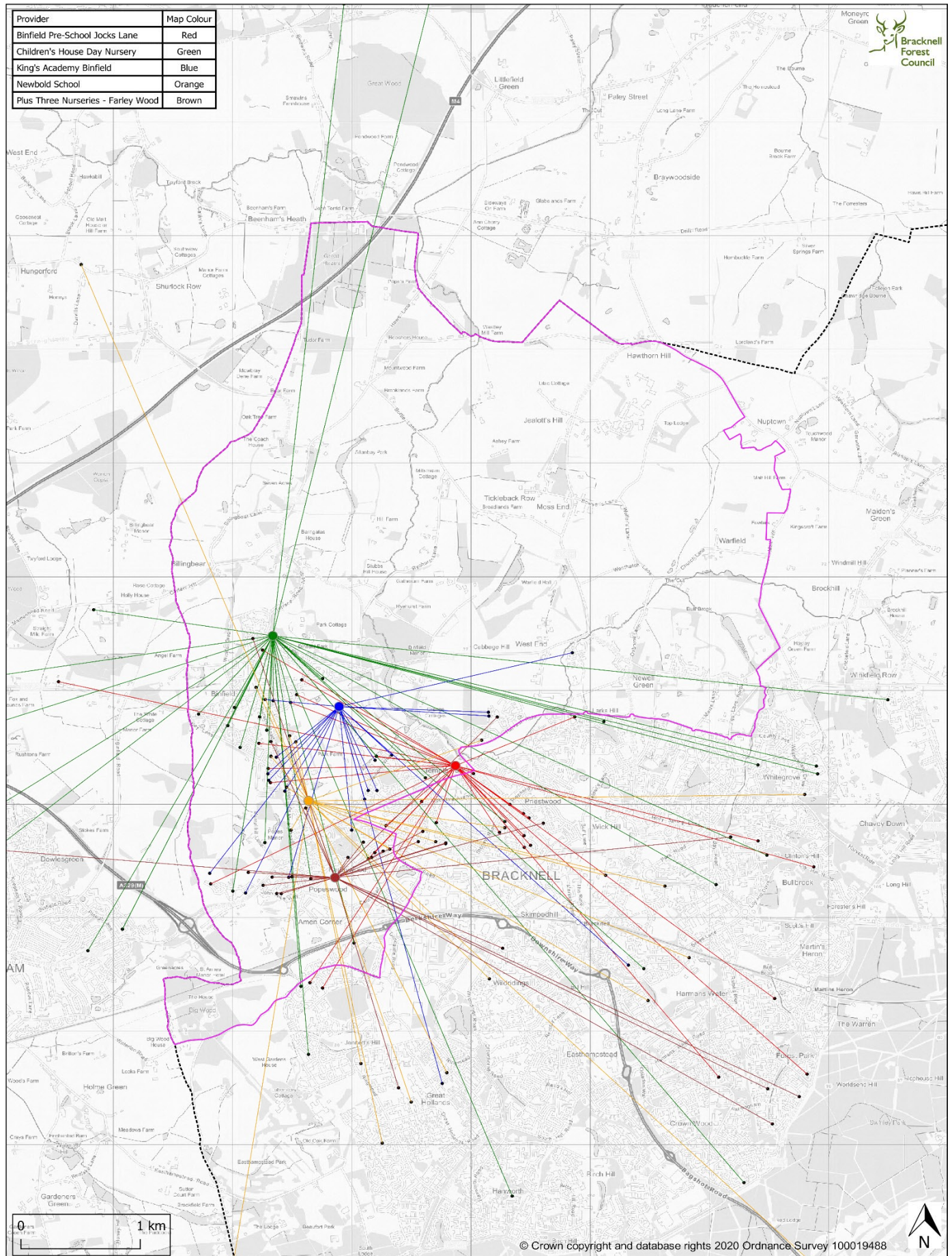
Table 27: Free entitlement uptake by resident ward

<i>Ward</i>	<i>Age 2</i>	<i>Age 3</i>	<i>Age 4</i>	<i>Total</i>
Binfield with Warfield	3	38	28	69
Other Bracknell Forest wards	9	37	24	70
Outside Bracknell Forest	0	19	4	23
Total	12	94	56	162

Source: BFC free entitlement funding data

The distribution of children accessing the free entitlement in group provisions is shown in figure 5

Figure 5: Attending Children Distribution - Binfield with Warfield



9.4. Bullbrook

9.4.1. Population

The total estimate population of children in Bullbrook in the Summer term 2020 aged 0-14 was 1,303, of which:

- 448 are aged under 5
- 177 are aged 3 and 4 and could be eligible for funded early years places
- 668 are aged 5 to 11
- 187 are aged 12 to 14

9.4.2. Available childcare

The estimated available childcare by provider type is set out in table 31. The uptake figures include funded places for 2-year-olds and universal and extended free entitlement places for 3- and 4-year-olds.

Table 28: Childcare by provider type

<i>Type of provision</i>	<i>Number of providers</i>	<i>Estimated capacity</i>	<i>Uptake of funded places</i>
Childminders*	11	61	7.8
Nursery classes in maintained schools	1	52	57
Nursery classes in academies	0	0	0
PVI providers	2	114	99.8
After school club	1	Insufficient data	n/a
Breakfast club	2	Insufficient data	n/a
Holiday club	0	Insufficient data	n/a

Sources: OFSTED, Bracknell Forest Local Directory, BFC Free entitlement funding data

* childminder capacity includes places for school age children

9.4.3. Early years free entitlement funding

A total of 122 children accessed the early years free entitlements in Bullbrook. Of these 72 (59%) were resident in Bullbrook, 48 (39%) were resident in other Bracknell Forest wards and 2 (2%) were resident outside of Bracknell forest.

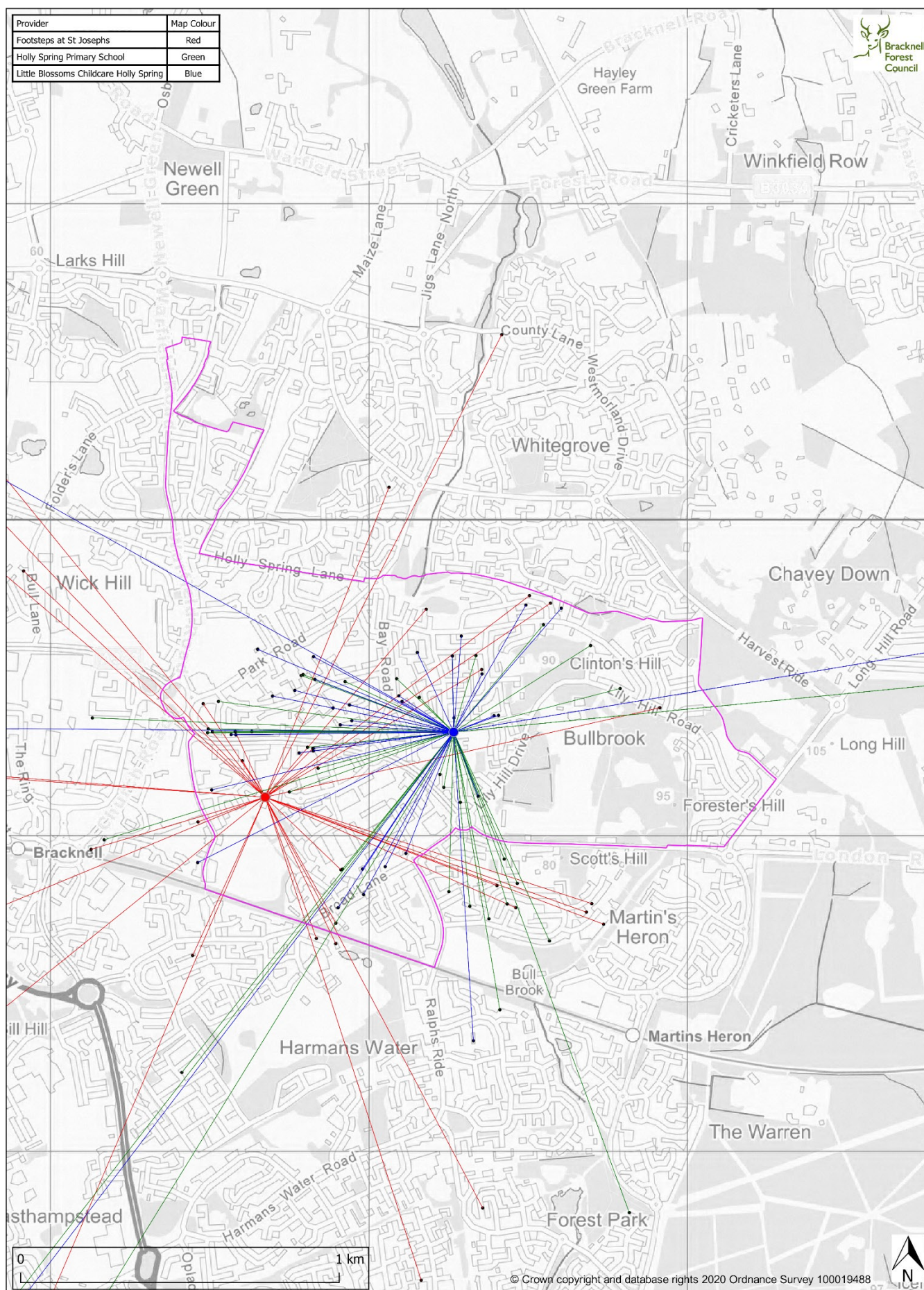
Table 29: Free entitlement uptake by resident ward

<i>Ward</i>	<i>Age 2</i>	<i>Age 3</i>	<i>Age 4</i>	<i>Total</i>
Bullbrook	8	33	31	72
Other Bracknell Forest wards	2	21	25	48
Outside Bracknell Forest	0	1	1	2
Total	10	55	57	122

Source: BFC free entitlement funding data

The distribution of children accessing the free entitlement in group provisions is shown in figure 6.

Figure 6: Attending Children Distribution - Bullbrook



9.5. Central Sandhurst

9.5.1. Population

The total estimate population of children in Central Sandhurst in the Summer term 2020 aged 0-14 was 840, of which:

- 286 are aged under 5
- 124 are aged 3 and 4 and could be eligible for funded early years places
- 418 are aged 5 to 11
- 136 are aged 12 to 14

9.5.2. Available childcare

The estimated available childcare by provider type is set out in table 33. The uptake figures include funded places for 2-year-olds and universal and extended free entitlement places for 3- and 4-year-olds.

Table 30: Childcare by provider type

<i>Type of provision</i>	<i>Number of providers</i>	<i>Estimated capacity</i>	<i>Uptake of funded places</i>
Childminders*	3	18	2
Nursery classes in maintained schools	1	64	56
Nursery classes in academies	0	0	0
PVI providers	0	0	0
After school club	1	Insufficient data	n/a
Breakfast club	0	Insufficient data	n/a
Holiday club	2	Insufficient data	n/a

Sources: OFSTED, Bracknell Forest Local Directory, BFC Free entitlement funding data

* childminder capacity includes places for school age children

9.5.3. Early years free entitlement funding

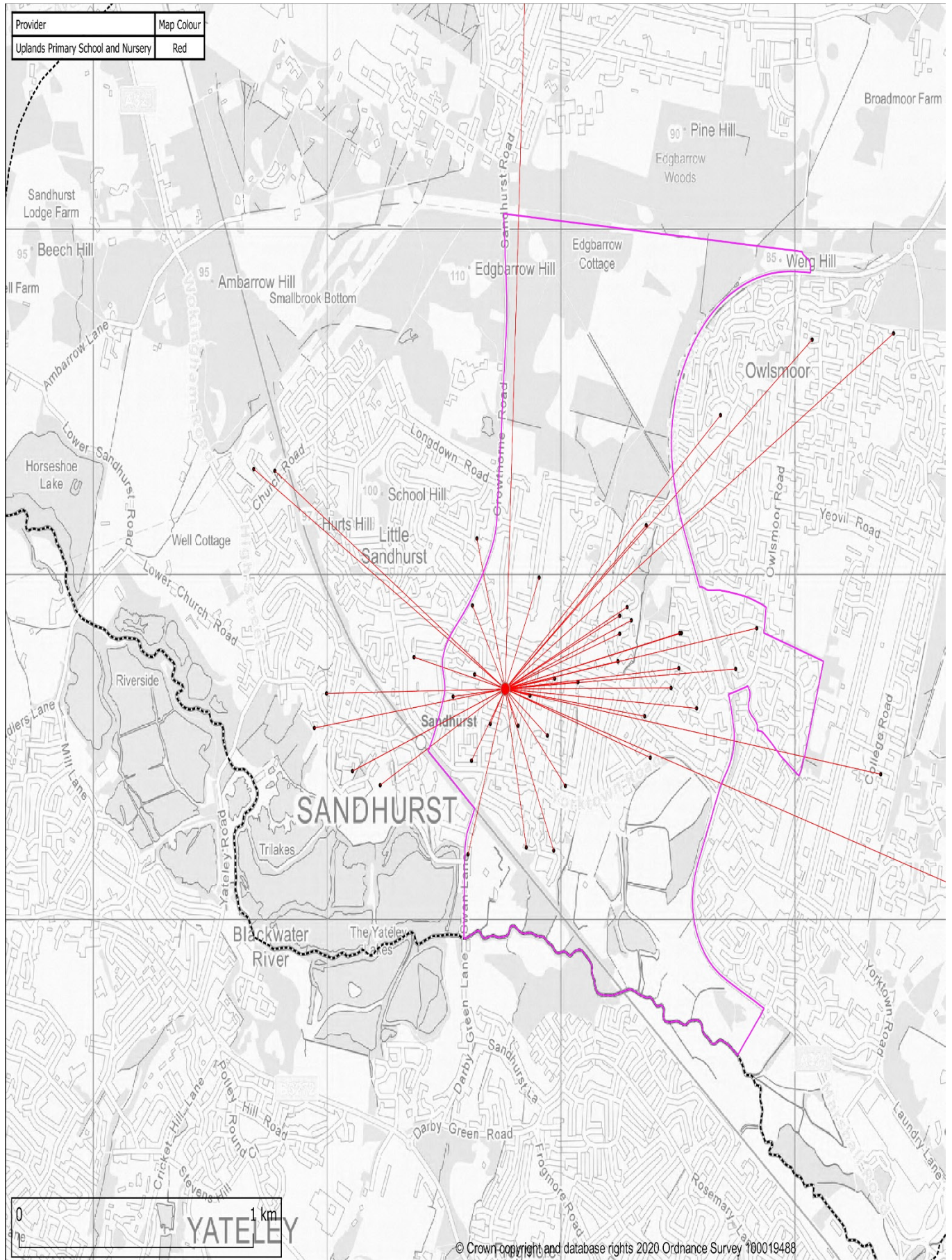
A total of 42 children accessed the early years free entitlements in Central Sandhurst. Of these 30 (71%) were resident in Central Sandhurst, 11 (26%) were resident in other Bracknell Forest wards and 1 (2%) were resident outside of Bracknell forest.

Table 31: Free entitlement uptake by resident ward

<i>Ward</i>	<i>Age 2</i>	<i>Age 3</i>	<i>Age 4</i>	<i>Total</i>
Central Sandhurst	0	20	11	31
Other Bracknell Forest wards	0	11	2	13
Outside Bracknell Forest	0	2	0	2
Total	0	33	13	46

Source: BFC free entitlement funding data

The distribution of children accessing the free entitlement in group provisions is shown in figure 7.

Figure 7: Attending Children Distribution - Central Sandhurst

9.6. College Town

9.6.1. Population

The total estimate population of children in College Town in the Summer term 2020 aged 0-14 was 912, of which:

- 320 are aged under 5
- 132 are aged 3 and 4 and could be eligible for funded early years places
- 468 are aged 5 to 11
- 124 are aged 12 to 14

9.6.2. Available childcare

The estimated available childcare by provider type is set out in table 29. The uptake figures include funded places for 2-year-olds and universal and extended free entitlement places for 3- and 4-year-olds.

Table 32: Childcare by provider type

<i>Type of provision</i>	<i>Number of providers</i>	<i>Estimated capacity</i>	<i>Uptake of funded places</i>
Childminders*	12	72	24
Nursery classes in maintained schools	1	96	62
Nursery classes in academies	0	0	0
PVI providers	5	428	255
After school club	0	Insufficient data	n/a
Breakfast club	1	Insufficient data	n/a
Holiday club	0	Insufficient data	n/a

Sources: OFSTED, Bracknell Forest Local Directory, BFC Free entitlement funding data

* childminder capacity includes places for school age children

9.6.3. Early years free entitlement funding

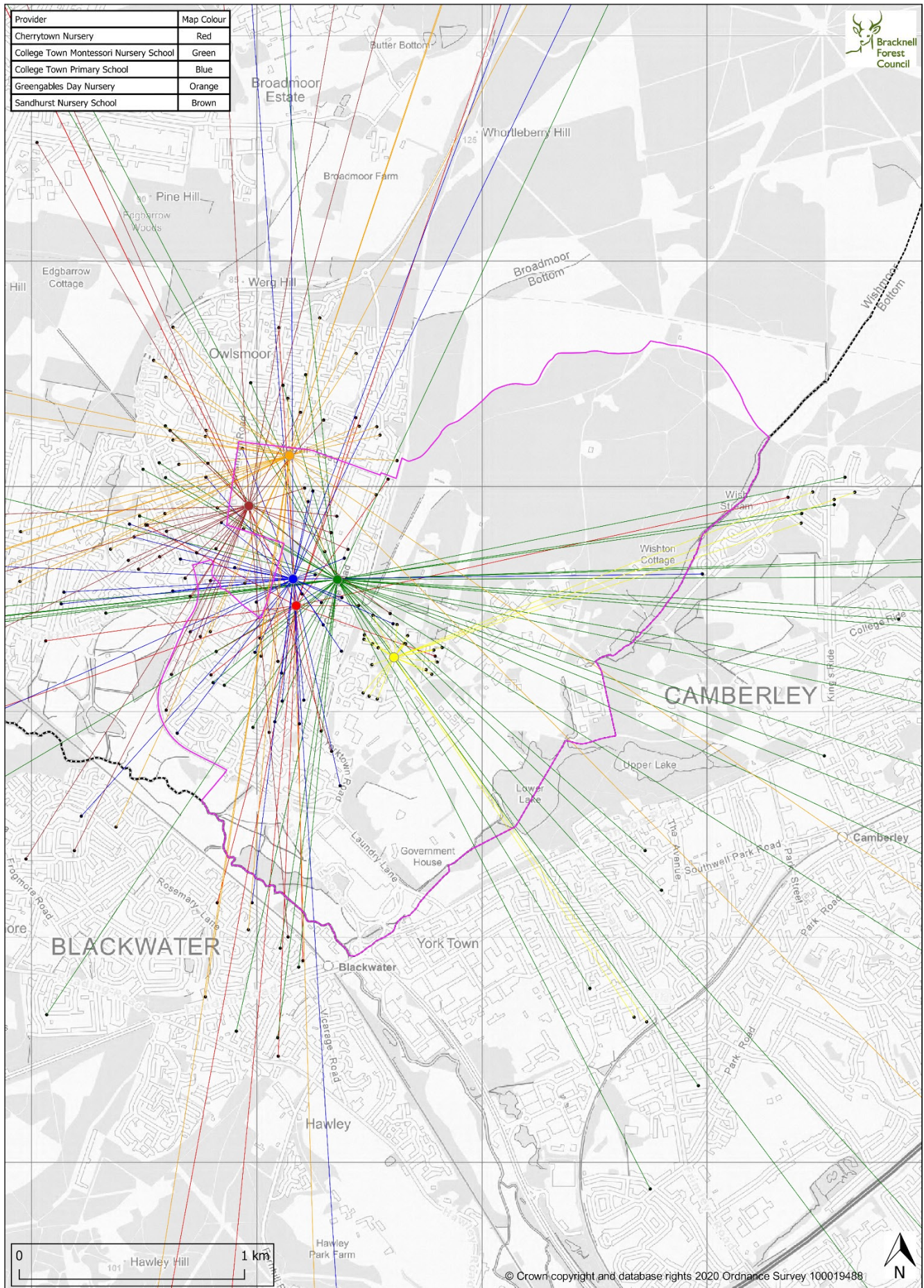
A total of 248 children accessed the early years free entitlements in College Town. Of these 67 (27%) were resident in College Town, 101 (41%) were resident in other Bracknell Forest wards and 80 (32%) were resident outside of Bracknell forest.

Table 33: Free entitlement uptake by resident ward

<i>Ward</i>	<i>Age 2</i>	<i>Age 3</i>	<i>Age 4</i>	<i>Total</i>
College Town	1	47	19	67
Other Bracknell Forest wards	5	63	33	101
Outside Bracknell Forest	1	58	21	80
Total	7	168	73	248

Source: BFC free entitlement funding data

The distribution of children accessing the free entitlement in group provisions is shown in figure 8.

Figure 8: Attending Children Distribution - College Town

9.7. Crown Wood

9.7.1. Population

The total estimate population of children in Crown Wood in the Summer term 2020 aged 0-14 was 1,410, of which:

- 588 are aged under 5
- 241 are aged 3 and 4 and could be eligible for funded early years places
- 649 are aged 5 to 11
- 173 are aged 12 to 14

9.7.2. Available childcare

The estimated available childcare by provider type is set out in table 37. The uptake figures include funded places for 2-year-olds and universal and extended free entitlement places for 3- and 4-year-olds.

Table 34: Childcare by provider type

<i>Type of provision</i>	<i>Number of providers</i>	<i>Estimated capacity</i>	<i>Uptake of funded places</i>
Childminders*	11	63	5
Nursery classes in maintained schools	0	0	0
Nursery classes in academies	1	78	79
PVI providers	1	98	36.1
After school club	1	Insufficient data	n/a
Breakfast club	2	Insufficient data	n/a
Holiday club	1	Insufficient data	n/a

Sources: OFSTED, Bracknell Forest Local Directory, BFC Free entitlement funding data

* childminder capacity includes places for school age children

9.7.3. Early years free entitlement funding

A total of 86 children accessed the early years free entitlements in Crown Wood. Of these 46 (54%) were resident in Crown Wood, 38 (44%) were resident in other Bracknell Forest wards and 2 (2%) were resident outside of Bracknell forest.

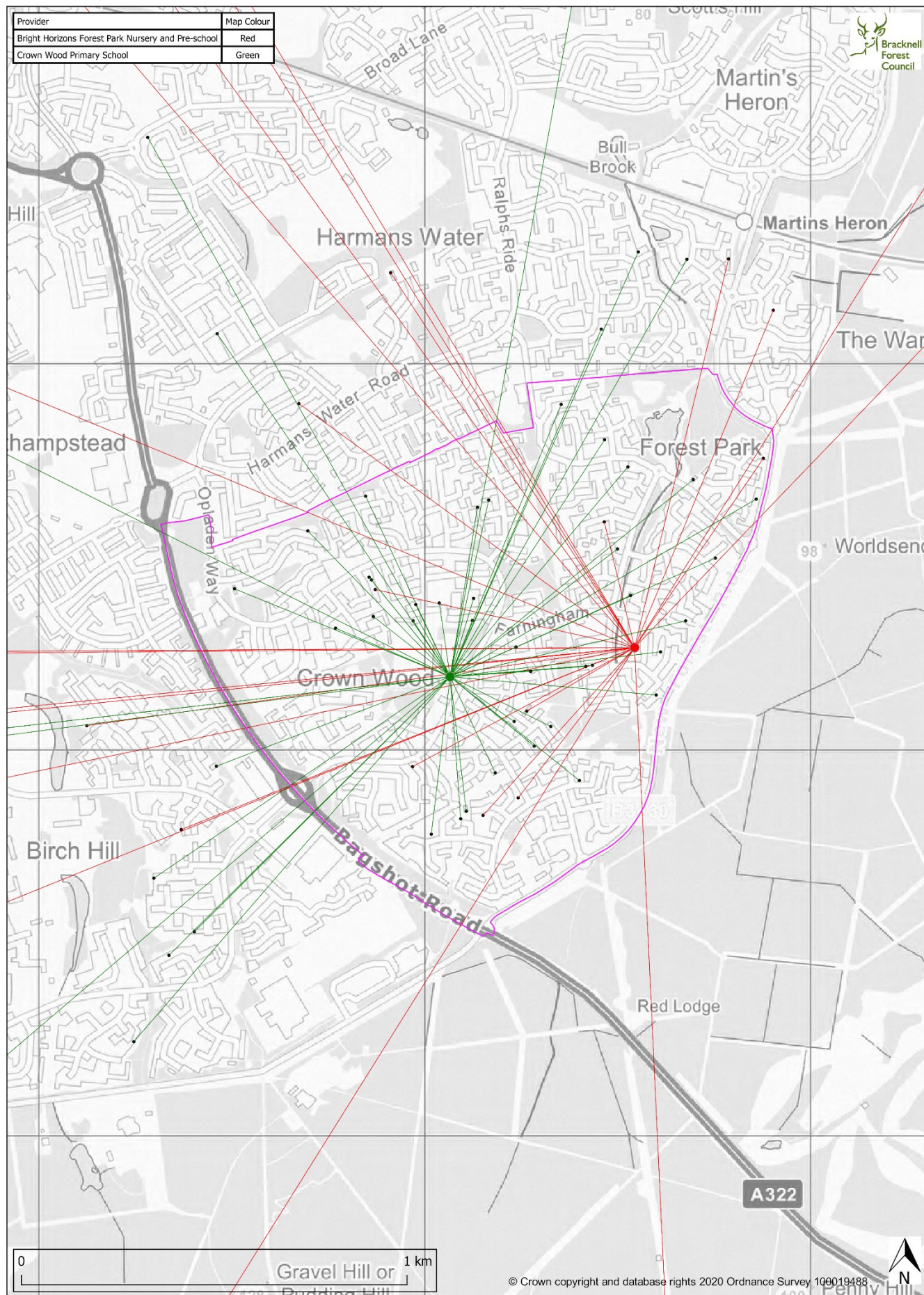
Table 35: Free entitlement uptake by resident ward

<i>Ward</i>	<i>Age 2</i>	<i>Age 3</i>	<i>Age 4</i>	<i>Total</i>
Crown Wood	1	28	17	46
Other Bracknell Forest wards	2	26	10	38
Outside Bracknell Forest	0	2	0	2
Total	3	56	27	86

Source: BFC free entitlement funding data

The distribution of children accessing the free entitlement in group provisions is shown in figure 9.

Figure 9: Attending Children Distribution - Crown Wood



9.8. Crowthorne

9.8.1. Population

The total estimate population of children in Crowthorne in the Summer term 2020 aged 0-14 was 860, of which:

- 230 are aged under 5
- 99 are aged 3 and 4 and could be eligible for funded early years places
- 485 are aged 5 to 11
- 145 are aged 12 to 14

9.8.2. Available childcare

The estimated available childcare by provider type is set out in table 39. The uptake figures include funded places for 2-year-olds and universal and extended free entitlement places for 3- and 4-year-olds.

Table 36: Childcare by provider type

<i>Type of provision</i>	<i>Number of providers</i>	<i>Estimated capacity</i>	<i>Uptake of funded places</i>
Childminders*	5	26	19.3
Nursery classes in maintained schools	0	0	0
Nursery classes in academies	0	0	0
PVI providers	3	156	106.9
After school club	2	Insufficient data	n/a
Breakfast club	2	Insufficient data	n/a
Holiday club	1	Insufficient data	n/a

Sources: OFSTED, Bracknell Forest Local Directory, BFC Free entitlement funding data

* childminder capacity includes places for school age children

9.8.3. Early years free entitlement funding

A total of 101 children accessed the early years free entitlements in Crowthorne. Of these 40 (40%) were resident in Crowthorne, 28 (28%) were resident in other Bracknell Forest wards and 33 (32%) were resident outside of Bracknell forest.

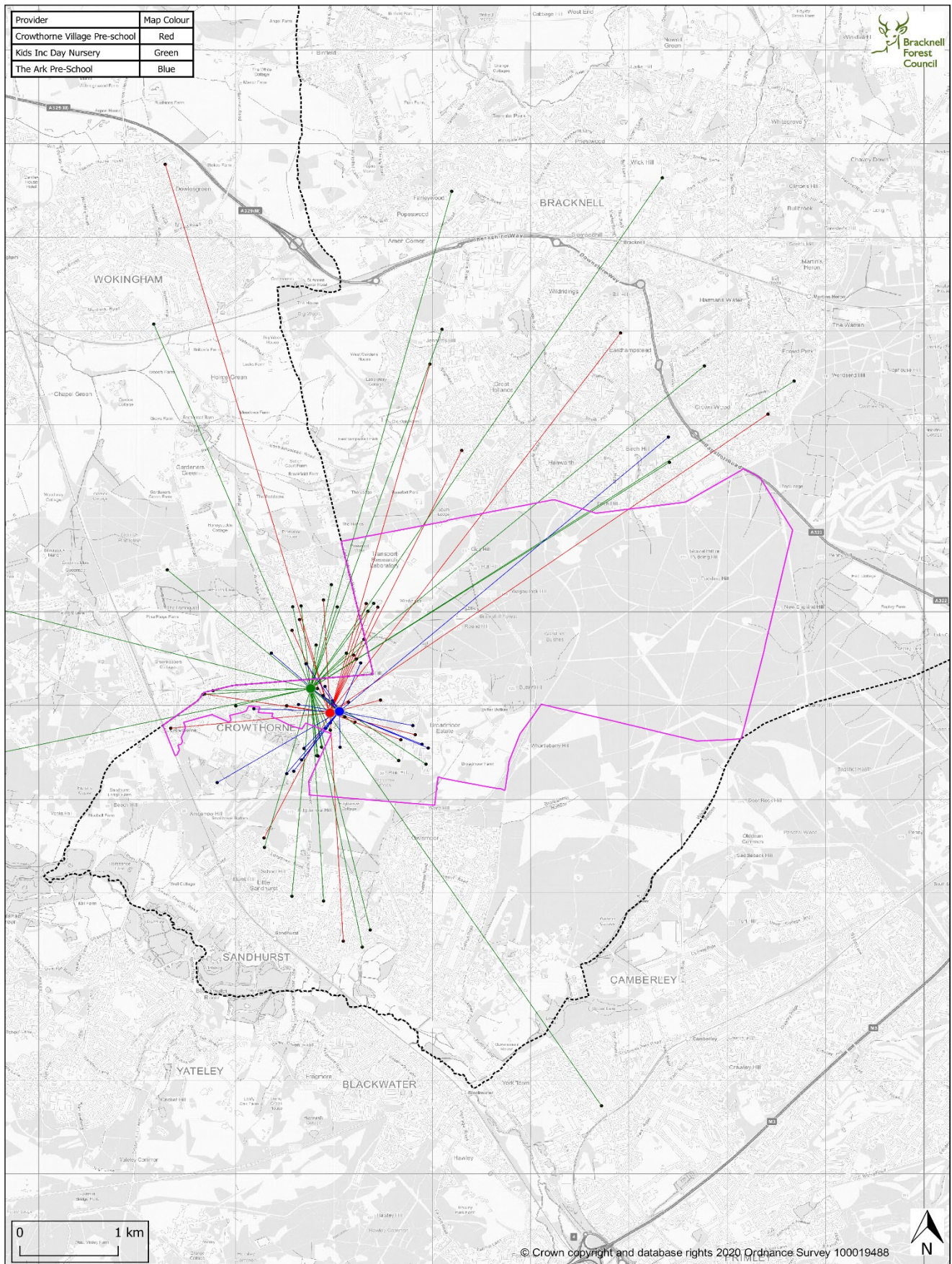
Table 37: Free entitlement uptake by resident ward

<i>Ward</i>	<i>Age 2</i>	<i>Age 3</i>	<i>Age 4</i>	<i>Total</i>
Crowthorne	4	20	16	40
Other Bracknell Forest wards	1	15	12	28
Outside Bracknell Forest	0	20	13	33
Total	5	55	41	101

Source: BFC free entitlement funding data

The distribution of children accessing the free entitlement in group provisions is shown in figure 10.

Figure 10: Attending Children Distribution - Crowthorne



9.9. Great Hollands North

9.9.1. Population

The total estimate population of children in Great Hollands North in the Summer term 2020 aged 0-14 was 1,986, of which:

- 626 are aged under 5
- 269 are aged 3 and 4 and could be eligible for funded early years places
- 1,089 are aged 5 to 11
- 271 are aged 12 to 14

9.9.2. Available childcare

The estimated available childcare by provider type is set out in table 41. The uptake figures include funded places for 2-year-olds and universal and extended free entitlement places for 3- and 4-year-olds.

Table 38: Childcare by provider type

<i>Type of provision</i>	<i>Number of providers</i>	<i>Estimated capacity</i>	<i>Uptake of funded places</i>
Childminders*	8	48	16.9
Nursery classes in maintained schools	0	0	0
Nursery classes in academies	2	104	68.4
PVI providers	2	130	83
After school club	2	Insufficient data	n/a
Breakfast club	1	Insufficient data	n/a
Holiday club	0	Insufficient data	n/a

Sources: OFSTED, Bracknell Forest Local Directory, BFC Free entitlement funding data

* childminder capacity includes places for school age children

9.9.3. Early years free entitlement funding

A total of 140 children accessed the early years free entitlements in Great Hollands North. Of these 98 (70%) were resident in Great Hollands North, 40 (29%) were resident in other Bracknell Forest wards and 2 (1%) were resident outside of Bracknell forest.

Table 39: Free entitlement uptake by resident ward

<i>Ward</i>	<i>Age 2</i>	<i>Age 3</i>	<i>Age 4</i>	<i>Total</i>
Great Hollands North	12	52	34	98
Other Bracknell Forest wards	5	21	14	40
Outside Bracknell Forest	0	1	1	2
Total	17	74	49	140

Source: BFC free entitlement funding data

The distribution of children accessing the free entitlement in group provisions is shown in figure 11.

Provider | **Map Colour**

Great Hollands Primary School (Academy)	Red
Jennett's Park CofE Primary School (Academy)	Green
Little Blossoms Childcare Jennetts Park	Purple
The Oaks Creche and Pre-School MMC Ltd	Blue

BRACKNELL

0 250 500 m

© Crown copyright and database rights 2020 Ordnance Survey 100019488

9.10. Great Hollands South

9.10.1. Population

The total estimate population of children in Great Hollands South in the Summer term 2020 aged 0-14 was 974, of which:

- 324 are aged under 5
- 140 are aged 3 and 4 and could be eligible for funded early years places
- 510 are aged 5 to 11
- 140 are aged 12 to 14

9.10.2. Available childcare

The estimated available childcare by provider type is set out in table 43. The uptake figures include funded places for 2-year-olds and universal and extended free entitlement places for 3 and 4-year-olds.

Table 40: Childcare by provider type

<i>Type of provision</i>	<i>Number of providers</i>	<i>Estimated capacity</i>	<i>Uptake of funded places</i>
Childminders*	4	24	6
Nursery classes in maintained schools	1	92	83.2
Nursery classes in academies	0	0	0
PVI providers	0	0	0
After school club	1	Insufficient data	n/a
Breakfast club	1	Insufficient data	n/a
Holiday club	1	Insufficient data	n/a

Sources: OFSTED, Bracknell Forest Local Directory, BFC Free entitlement funding data

* childminder capacity includes places for school age children

9.10.3. Early years free entitlement funding

A total of 68 children accessed the early years free entitlements in Great Hollands South. Of these 42 (62%) were resident in Great Hollands South, 26 (38%) were resident in other Bracknell Forest wards and 0 (0%) were resident outside of Bracknell forest.

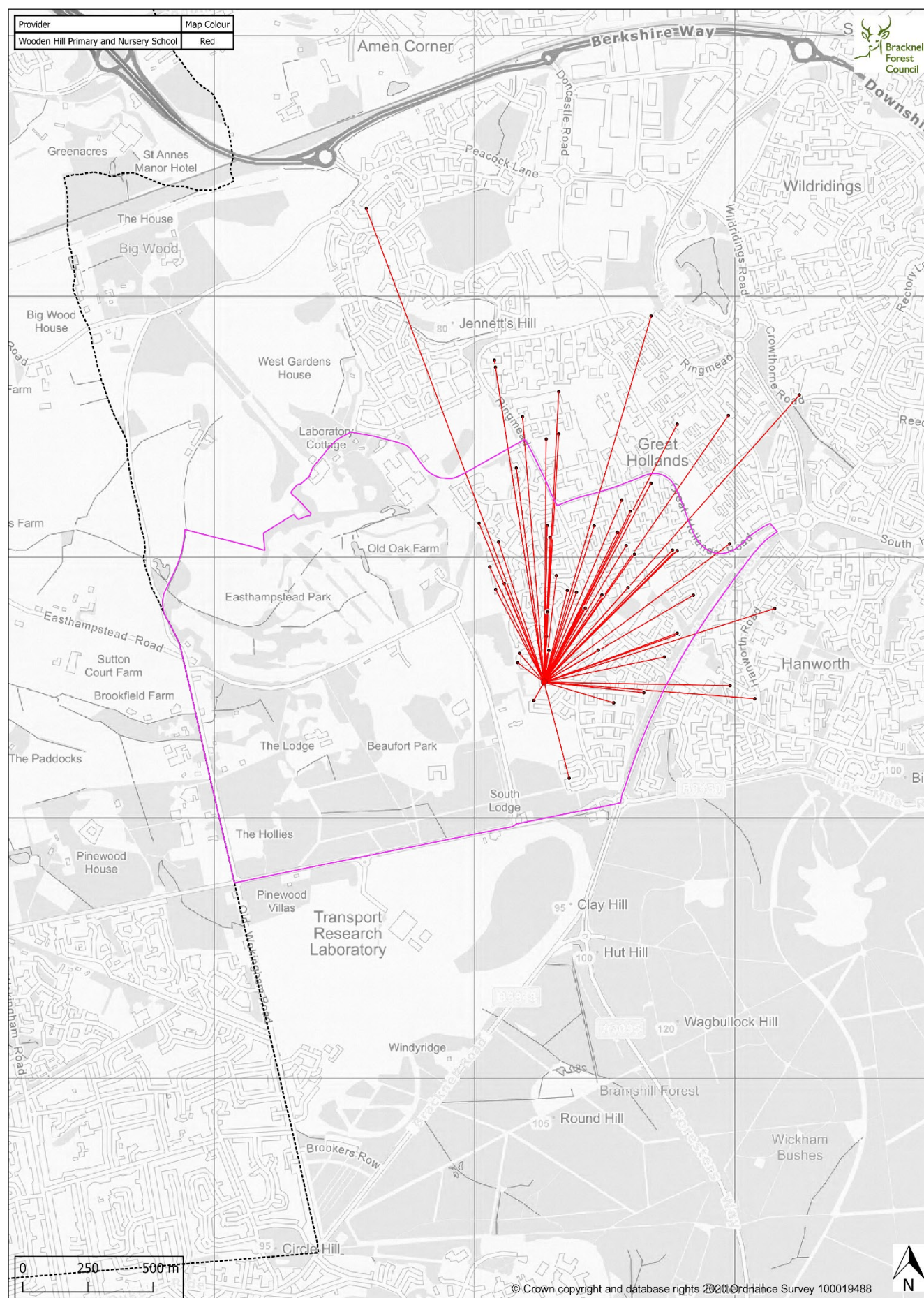
Table 41: Free entitlement uptake by resident ward

<i>Ward</i>	<i>Age 2</i>	<i>Age 3</i>	<i>Age 4</i>	<i>Total</i>
Great Hollands South	0	24	18	42
Other Bracknell Forest wards	0	19	7	26
Outside Bracknell Forest	0	0	0	0
Total	0	43	25	68

Source: BFC free entitlement funding data

The distribution of children accessing the free entitlement in group provisions is shown in figure 12.

Figure 12: Attending Children Distribution - Great Hollands South



9.11. Hanworth

9.11.1. Population

The total estimate population of children in Hanworth in the Summer term 2020 aged 0-14 was 1,559, of which:

- 516 are aged under 5
- 192 are aged 3 and 4 and could be eligible for funded early years places
- 839 are aged 5 to 11
- 204 are aged 12 to 14

9.11.2. Available childcare

The estimated available childcare by provider type is set out in table 45. The uptake figures include funded places for 2-year-olds and universal and extended free entitlement places for 3 and 4-year-olds.

Table 42: Childcare by provider type

<i>Type of provision</i>	<i>Number of providers</i>	<i>Estimated capacity</i>	<i>Uptake of funded places</i>
Childminders*	15	85	28.5
Nursery classes in maintained schools	2	78	75.4
Nursery classes in academies	0	0	0
PVI providers	4	244	185.5
After school club	1	Insufficient data	n/a
Breakfast club	3	Insufficient data	n/a
Holiday club	1	Insufficient data	n/a

Sources: OFSTED, Bracknell Forest Local Directory, BFC Free entitlement funding data

* childminder capacity includes places for school age children

9.11.3. Early years free entitlement funding

A total of 237 children accessed the early years free entitlements in Hanworth. Of these 102 (43%) were resident in Hanworth, 122 (51%) were resident in other Bracknell Forest wards and 13 (6%) were resident outside of Bracknell forest.

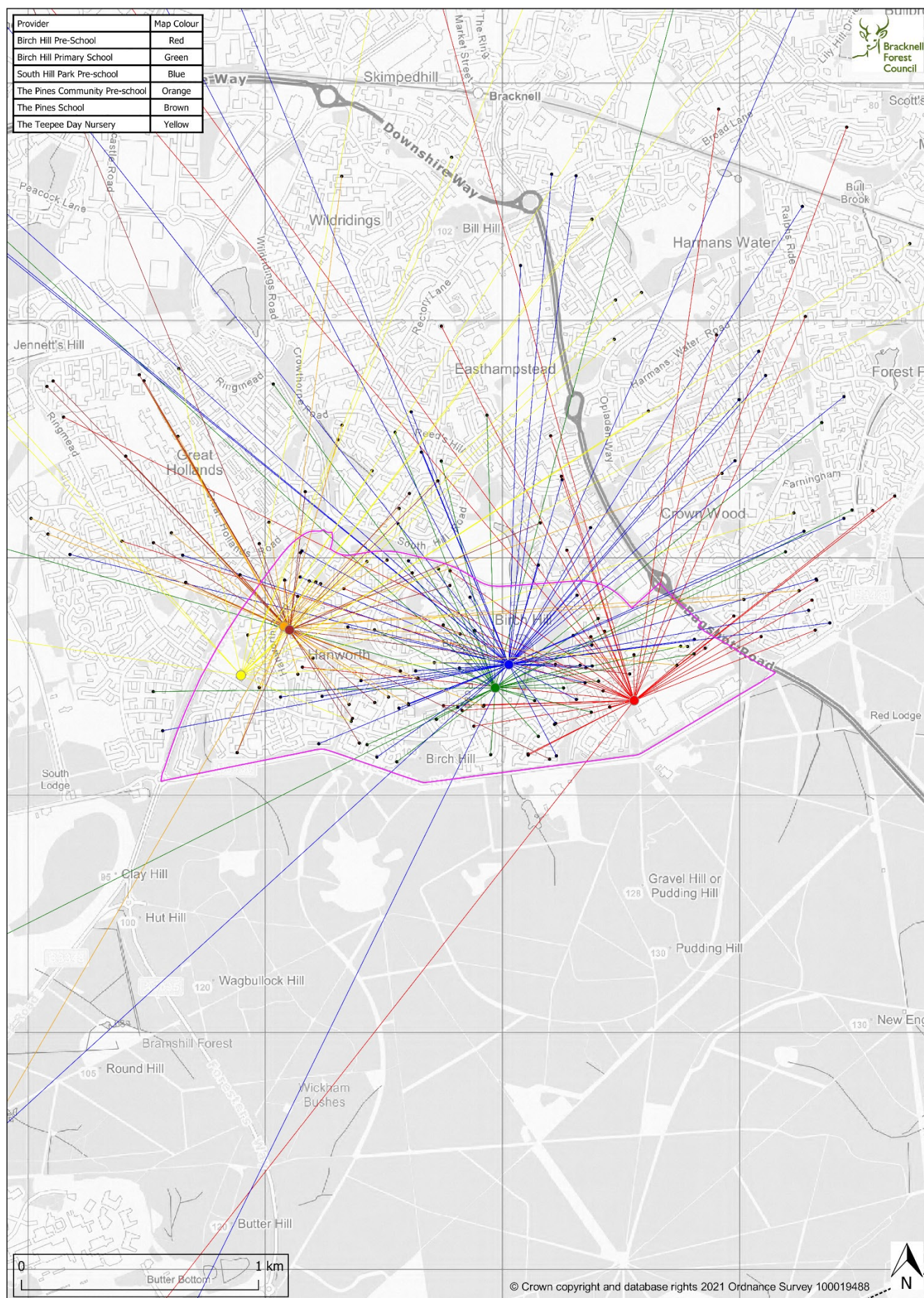
Table 43: Free entitlement uptake by resident ward

<i>Ward</i>	<i>Age 2</i>	<i>Age 3</i>	<i>Age 4</i>	<i>Total</i>
Hanworth	8	62	32	102
Other Bracknell Forest wards	12	69	41	122
Outside Bracknell Forest	0	9	4	13
Total	20	140	77	237

Source: BFC free entitlement funding data

The distribution of children accessing the free entitlement in group provisions is shown in figure 13.

Figure 13: Attending Children Distribution – Hanworth



9.12. Harmans Water

9.12.1. Population

The total estimate population of children in Harmans Water in the Summer term 2020 aged 0-14 was 1,945, of which:

- 602 are aged under 5
- 265 are aged 3 and 4 and could be eligible for funded early years places
- 1,057 are aged 5 to 11
- 286 are aged 12 to 14

9.12.2. Available childcare

The estimated available childcare by provider type is set out in table 47. The uptake figures include funded places for 2-year-olds and universal and extended free entitlement places for 3 and 4-year-olds.

Table 44: Childcare by provider type

<i>Type of provision</i>	<i>Number of providers</i>	<i>Estimated capacity</i>	<i>Uptake of funded places</i>
Childminders*	15	90	28.2
Nursery classes in maintained schools	1	90	77
Nursery classes in academies	0	0	0
PVI providers	2	122	67.8
After school club	1	Insufficient data	n/a
Breakfast club	1	Insufficient data	n/a
Holiday club	2	Insufficient data	n/a

Sources: OFSTED, Bracknell Forest Local Directory, BFC Free entitlement funding data

* childminder capacity includes places for school age children

9.12.3. Early years free entitlement funding

A total of 136 children accessed the early years free entitlements in Harmans Water. Of these 67 (49%) were resident in Harmans Water, 66 (49%) were resident in other Bracknell Forest wards and 3 (2%) were resident outside of Bracknell forest.

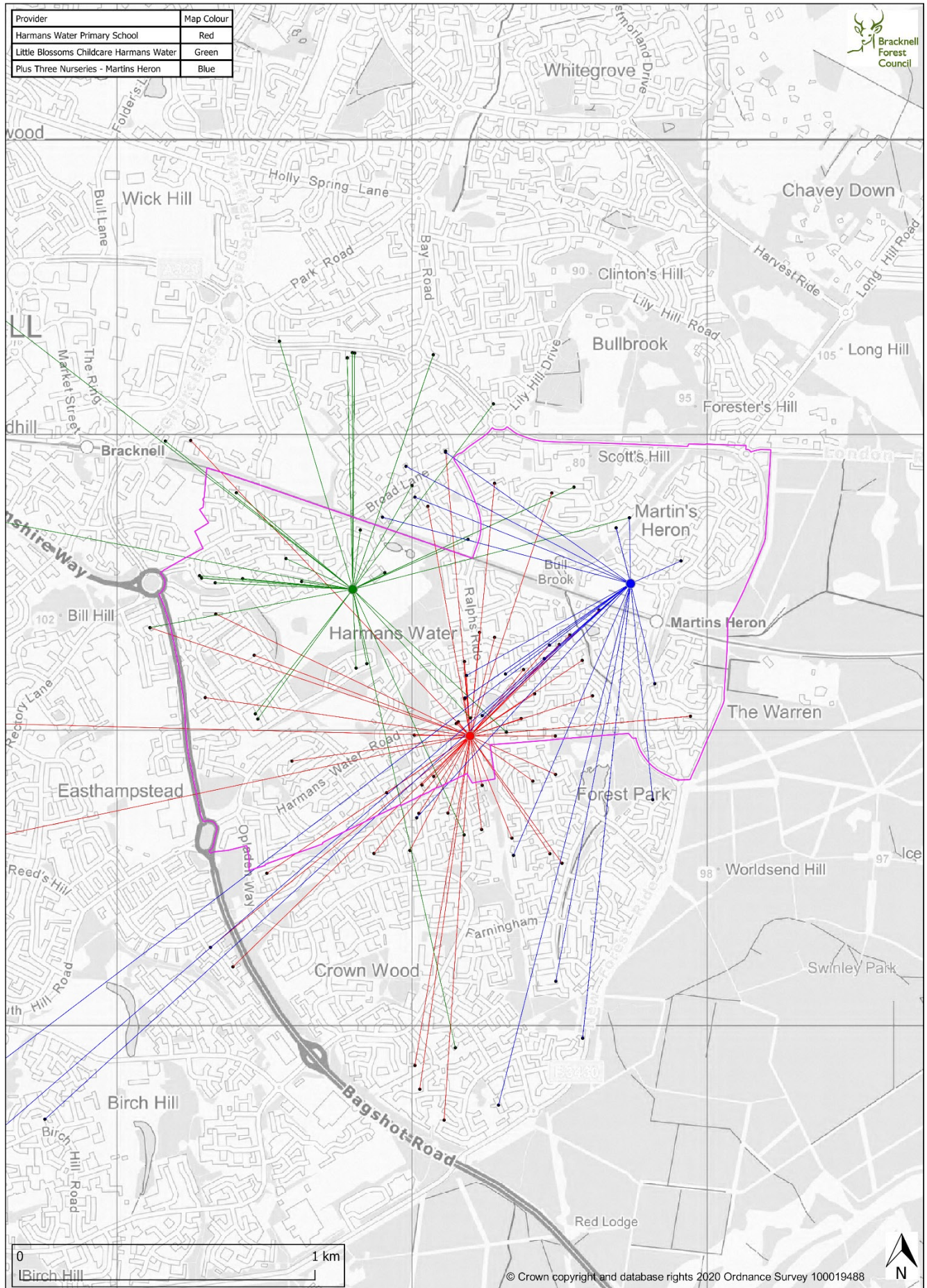
Table 45: Free entitlement uptake by resident ward

<i>Ward</i>	<i>Age 2</i>	<i>Age 3</i>	<i>Age 4</i>	<i>Total</i>
Harmans Water	8	41	18	67
Other Bracknell Forest wards	13	33	20	66
Outside Bracknell Forest	1	1	1	3
Total	22	75	39	136

Source: BFC free entitlement funding data

The distribution of children accessing the free entitlement in group provisions is shown in figure 14.

Figure 14: Attending Children Distribution – Harmans Water



9.13. Little Sandhurst and Wellington

9.13.1. Population

The total estimate population of children in Little Sandhurst & Wellington in the Summer term 2020 aged 0-14 was 853, of which:

- 236 are aged under 5
- 108 are aged 3 and 4 and could be eligible for funded early years places
- 471 are aged 5 to 11
- 146 are aged 12 to 14

9.13.2. Available childcare

The estimated available childcare by provider type is set out in table 49. The uptake figures include funded places for 2-year-olds and universal and extended free entitlement places for 3 and 4-year-olds.

Table 46: Childcare by provider type

<i>Type of provision</i>	<i>Number of providers</i>	<i>Estimated capacity</i>	<i>Uptake of funded places</i>
Childminders*	4	21	9.6
Nursery classes in maintained schools	1	52	36.3
Nursery classes in academies	0	0	0
PVI providers	2	92	47.7
After school club	1	Insufficient data	n/a
Breakfast club	1	Insufficient data	n/a
Holiday club	3	Insufficient data	n/a

Sources: OFSTED, Bracknell Forest Local Directory, BFC Free entitlement funding data

* childminder capacity includes places for school age children

9.13.3. Early years free entitlement funding

A total of 82 children accessed the early years free entitlements in Little Sandhurst & Wellington. Of these 41 (50%) were resident in Little Sandhurst & Wellington, 22 (27%) were resident in other Bracknell Forest wards and 19 (23%) were resident outside of Bracknell forest.

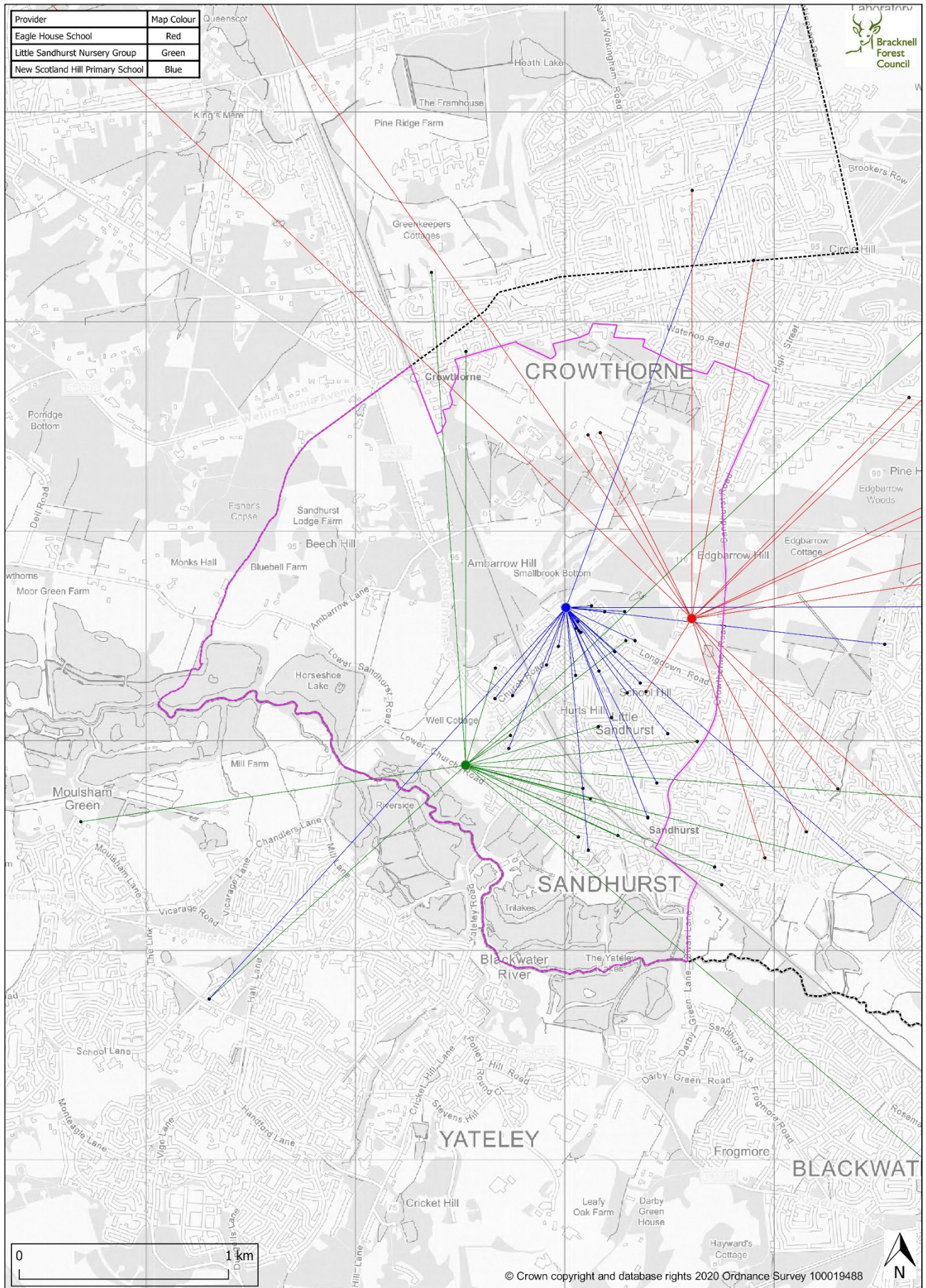
Table 47: Free entitlement uptake by resident ward

<i>Ward</i>	<i>Age 2</i>	<i>Age 3</i>	<i>Age 4</i>	<i>Total</i>
Little Sandhurst & Wellington	1	23	17	41
Other Bracknell Forest wards	1	10	11	22
Outside Bracknell Forest	1	10	8	19
Total	3	43	36	82

Source: BFC free entitlement funding data

The distribution of children accessing the free entitlement in group provisions is shown in figure 15.

Figure 15: Attending Children Distribution - Little Sandhurst and Wellington



9.14. Old Bracknell

9.14.1. Population

The total estimate population of children in Old Bracknell in the Summer term 2020 aged 0-14 was 1,157, of which:

- 362 are aged under 5
- 151 are aged 3 and 4 and could be eligible for funded early years places
- 617 are aged 5 to 11
- 178 are aged 12 to 14

9.14.2. Available childcare

The estimated available childcare by provider type is set out in table 51. The uptake figures include funded places for 2-year-olds and universal and extended free entitlement places for 3 and 4-year-olds.

Table 48: Childcare by provider type

<i>Type of provision</i>	<i>Number of providers</i>	<i>Estimated capacity</i>	<i>Uptake of funded places</i>
Childminders*	13	84	22
Nursery classes in maintained schools	1	52	28
Nursery classes in academies	0	0	0
PVI providers	3	92	70.6
After school club	0	Insufficient data	n/a
Breakfast club	1	Insufficient data	n/a
Holiday club	2	Insufficient data	n/a

Sources: OFSTED, Bracknell Forest Local Directory, BFC Free entitlement funding data

* childminder capacity includes places for school age children

9.14.3. Early years free entitlement funding

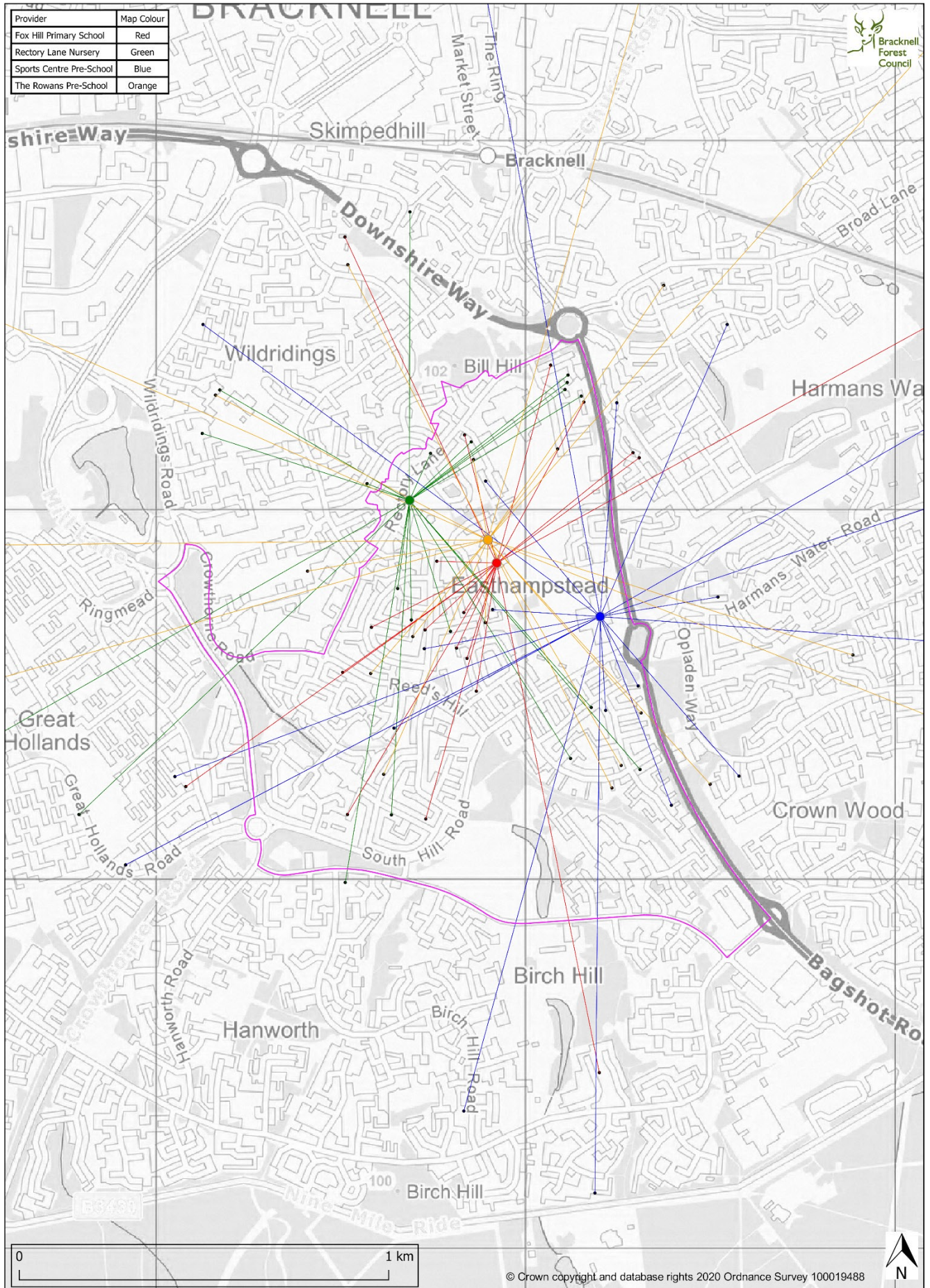
A total of 99 children accessed the early years free entitlements in Old Bracknell. Of these 48 (48%) were resident in Old Bracknell, 51 (52%) were resident in other Bracknell Forest wards and 0 (0%) were resident outside of Bracknell forest.

Table 49: Free entitlement uptake by resident ward

<i>Ward</i>	<i>Age 2</i>	<i>Age 3</i>	<i>Age 4</i>	<i>Total</i>
Old Bracknell	6	23	19	48
Other Bracknell Forest wards	9	27	15	51
Outside Bracknell Forest	0	0	0	0
Total	15	50	34	99

Source: BFC free entitlement funding data

The distribution of children accessing the free entitlement in group provisions is shown in figure 16.

Figure 16: Attending Children Distribution - Old Bracknell

9.15. Owlsmoor

9.15.1. Population

The total estimate population of children in Owlsmoor in the Summer term 2020 aged 0-14 was 889, of which:

- 286 are aged under 5
- 130 are aged 3 and 4 and could be eligible for funded early years places
- 460 are aged 5 to 11
- 143 are aged 12 to 14

9.15.2. Available childcare

The estimated available childcare by provider type is set out in table 53. The uptake figures include funded places for 2-year-olds and universal and extended free entitlement places for 3 and 4-year-olds.

Table 50: Childcare by provider type

<i>Type of provision</i>	<i>Number of providers</i>	<i>Estimated capacity</i>	<i>Uptake of funded places</i>
Childminders*	10	57	11.9
Nursery classes in maintained schools	1	68	64.8
Nursery classes in academies	0	0	0
PVI providers	1	54	46.4
After school club	1	Insufficient data	n/a
Breakfast club	1	Insufficient data	n/a
Holiday club	0	Insufficient data	n/a

Sources: OFSTED, Bracknell Forest Local Directory, BFC Free entitlement funding data

* childminder capacity includes places for school age children

9.15.3. Early years free entitlement funding

A total of 101 children accessed the early years free entitlements in Owlsmoor. Of these 53 (52%) were resident in Owlsmoor, 44 (44%) were resident in other Bracknell Forest wards and 4 (4%) were resident outside of Bracknell forest.

Table 51: Free entitlement uptake by resident ward

<i>Ward</i>	<i>Age 2</i>	<i>Age 3</i>	<i>Age 4</i>	<i>Total</i>
Owlsmoor	2	28	23	53
Other Bracknell Forest wards	2	27	15	44
Outside Bracknell Forest	1	2	1	4
Total	5	57	39	101

Source: BFC free entitlement funding data

The distribution of children accessing the free entitlement in group provisions is shown in figure 17.

Provider Map Colour

Little Owls Community Preschool Red

Owlsmoor Primary School Green

0 1 km

© Crown copyright and database rights 2020 Ordnance Survey 100019488

9.16. Priestwood and Garth

9.16.1. Population

The total estimate population of children in Priestwood and Garth in the Summer term 2020 aged 0-14 was 1,501, of which:

- 453 are aged under 5
- 176 are aged 3 and 4 and could be eligible for funded early years places
- 794 are aged 5 to 11
- 254 are aged 12 to 14

9.16.2. Available childcare

The estimated available childcare by provider type is set out in table 55. The uptake figures include funded places for 2-year-olds and universal and extended free entitlement places for 3 and 4-year-olds.

Table 52: Childcare by provider type

<i>Type of provision</i>	<i>Number of providers</i>	<i>Estimated capacity</i>	<i>Uptake of funded places</i>
Childminders*	13	81	20.5
Nursery classes in maintained schools	2	114	100
Nursery classes in academies	0	0	0
PVI providers	3	216	141.5
After school club	2	Insufficient data	n/a
Breakfast club	2	Insufficient data	n/a
Holiday club	4	Insufficient data	n/a

Sources: OFSTED, Bracknell Forest Local Directory, BFC Free entitlement funding data

* childminder capacity includes places for school age children

9.16.3. Early years free entitlement funding

A total of 180 children accessed the early years free entitlements in Priestwood and Garth. Of these 76 (42%) were resident in Priestwood and Garth, 94 (52%) were resident in other Bracknell Forest wards and 10 (6%) were resident outside of Bracknell forest.

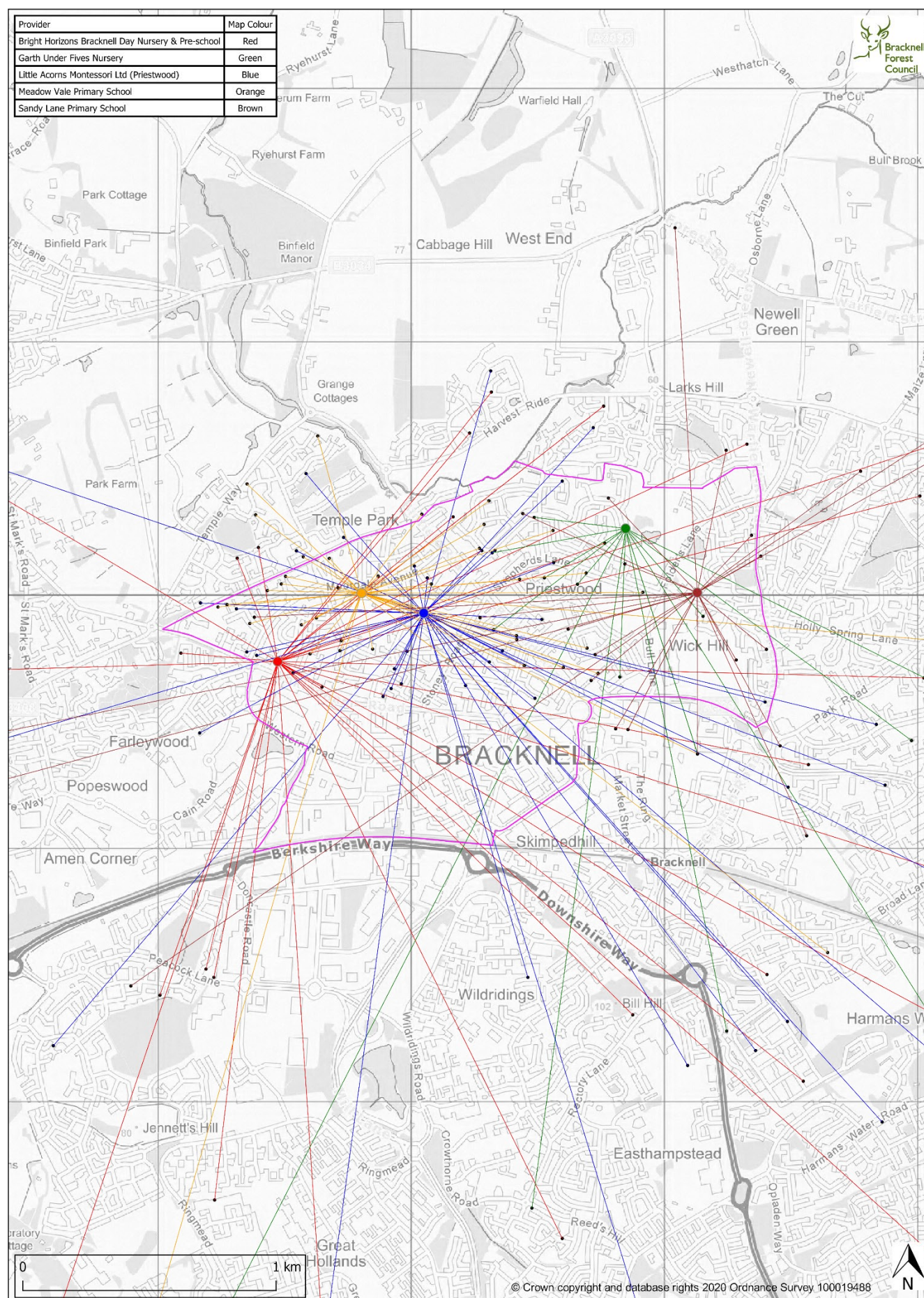
Table 53: Free entitlement uptake by resident ward

<i>Ward</i>	<i>Age 2</i>	<i>Age 3</i>	<i>Age 4</i>	<i>Total</i>
Priestwood and Garth	6	36	34	76
Other Bracknell Forest wards	5	49	40	94
Outside Bracknell Forest	0	7	3	10
Total	11	92	77	180

Source: BFC free entitlement funding data

The distribution of children accessing the free entitlement in group provisions is shown in figure 18.

Figure 18: Attending Children Distribution - Priestwood and Garth



9.17. Warfield Harvest Ride

9.17.1. Population

The total estimate population of children in Warfield Harvest Ride in the Summer term 2020 aged 0-14 was 1,450, of which:

- 419 are aged under 5
- 173 are aged 3 and 4 and could be eligible for funded early years places
- 776 are aged 5 to 11
- 255 are aged 12 to 14

9.17.2. Available childcare

The estimated available childcare by provider type is set out in table 57. The uptake figures include funded places for 2-year-olds and universal and extended free entitlement places for 3 and 4-year-olds.

Table 54: Childcare by provider type

<i>Type of provision</i>	<i>Number of providers</i>	<i>Estimated capacity</i>	<i>Uptake of funded places</i>
Childminders*	17	105	9.3
Nursery classes in maintained schools #	1	116	96.4
Nursery classes in academies	0	0	0
PVI providers	2	94	62.2
After school club	2	Insufficient data	n/a
Breakfast club	1	Insufficient data	n/a
Holiday club	2	Insufficient data	n/a

Sources: OFSTED, Bracknell Forest Local Directory, BFC Free entitlement funding data

* childminder capacity includes places for school age children

Includes children attending Warfield Primary All Saints & Woodhurst sites

9.17.3. Early years free entitlement funding

A total of 151 children accessed the early years free entitlements in Warfield Harvest Ride. Of these 65 (43%) were resident in Warfield Harvest Ride, 82 (54%) were resident in other Bracknell Forest wards and 4 (3%) were resident outside of Bracknell forest.

Table 55: Free entitlement uptake by resident ward

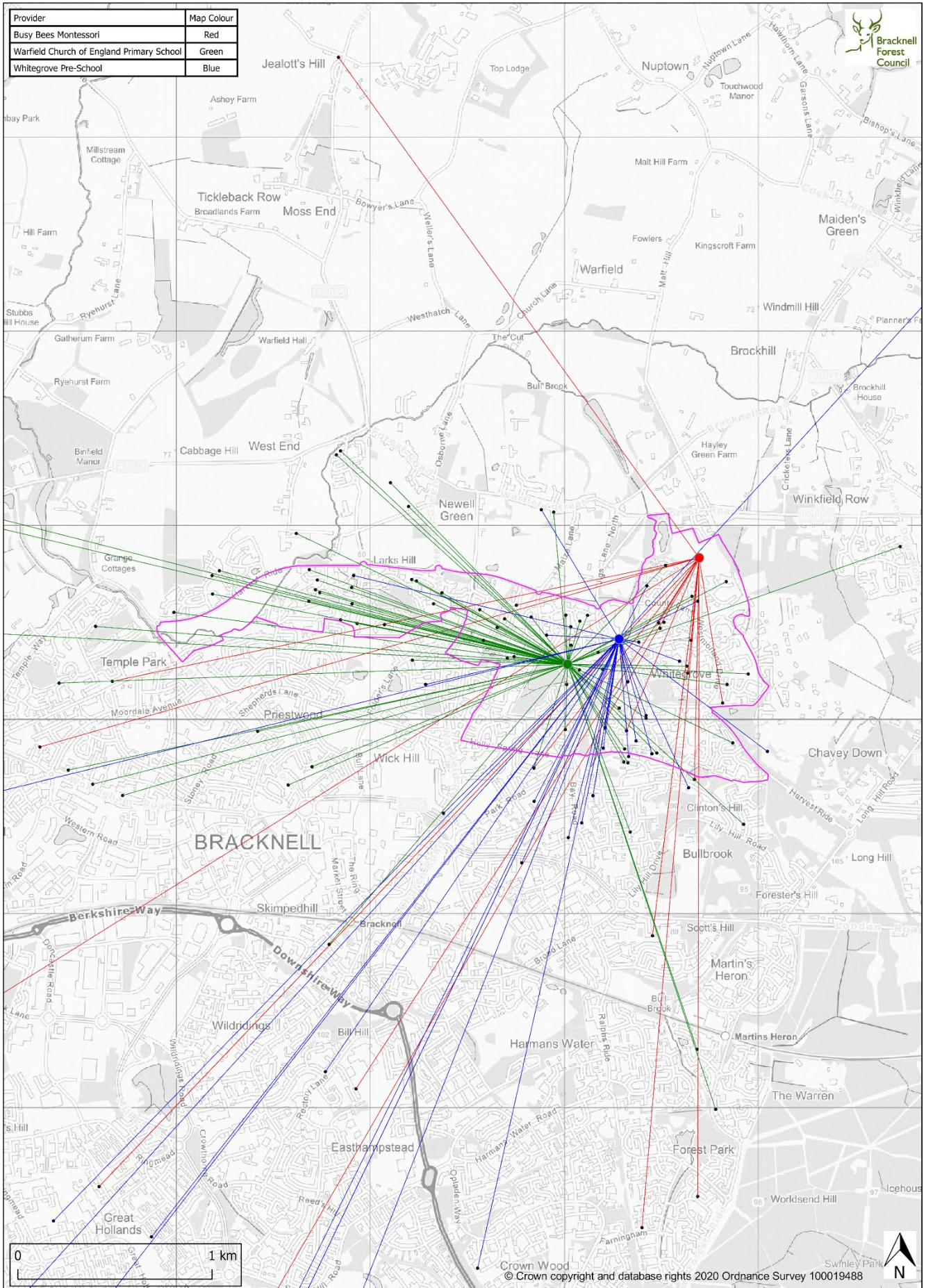
<i>Ward</i>	<i>Age 2</i>	<i>Age 3</i>	<i>Age 4</i>	<i>Total</i>
Warfield Harvest Ride	0	33	32	65
Other Bracknell Forest wards	8	44	30	82
Outside Bracknell Forest	0	4	0	4
Total	8	81	62	151

Source: BFC free entitlement funding data

Includes children attending Warfield Primary All Saints & Woodhurst sites

The distribution of children accessing the free entitlement in group provisions is shown in figure 19.

Figure 19: Attending Children Distribution - Warfield Harvest Ride



9.18. Wildridings and Central

9.18.1. Population

The total estimate population of children in Wildridings and Central in the Summer term 2020 aged 0-14 was 944, of which:

- 337 are aged under 5
- 129 are aged 3 and 4 and could be eligible for funded early years places
- 485 are aged 5 to 11
- 122 are aged 12 to 14

9.18.2. Available childcare

The estimated available childcare by provider type is set out in table 59. The uptake figures include funded places for 2-year-olds and universal and extended free entitlement places for 3 and 4-year-olds.

Table 56: Childcare by provider type

<i>Type of provision</i>	<i>Number of providers</i>	<i>Estimated capacity</i>	<i>Uptake of funded places</i>
Childminders*	3	18	0
Nursery classes in maintained schools	1	52	49
Nursery classes in academies	0	0	0
PVI providers	3	301	193.4
After school club	3	Insufficient data	n/a
Breakfast club	1	Insufficient data	n/a
Holiday club	2	Insufficient data	n/a

Sources: OFSTED, Bracknell Forest Local Directory, BFC Free entitlement funding data

* childminder capacity includes places for school age children

9.18.3. Early years free entitlement funding

A total of 191 children accessed the early years free entitlements in Wildridings and Central. Of these 47 (24%) were resident in Wildridings and Central, 135 (71%) were resident in other Bracknell Forest wards and 9 (5%) were resident outside of Bracknell forest.

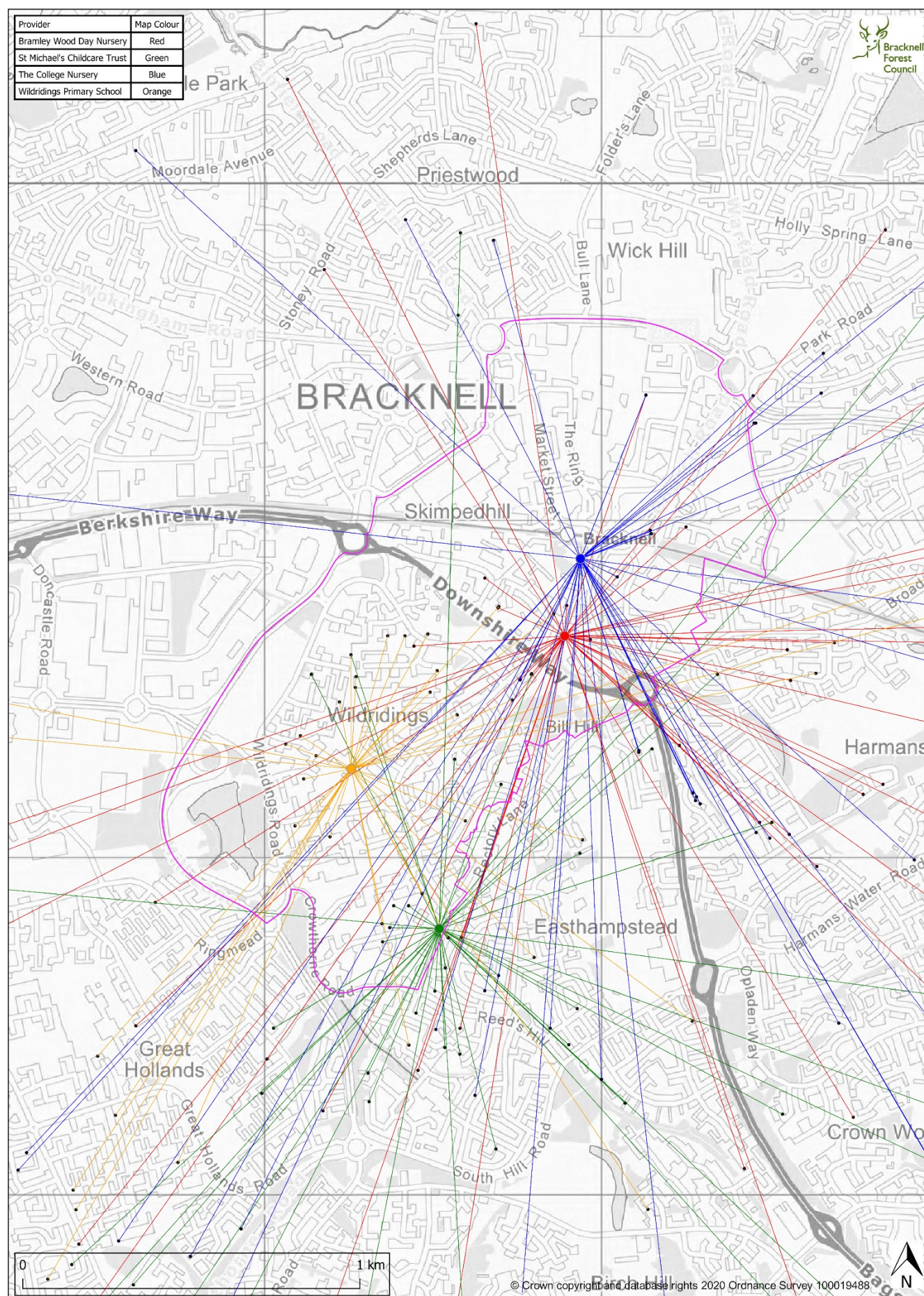
Table 57: Free entitlement uptake by resident ward

<i>Ward</i>	<i>Age 2</i>	<i>Age 3</i>	<i>Age 4</i>	<i>Total</i>
Wildridings and Central	3	28	16	47
Other Bracknell Forest wards	13	80	42	135
Outside Bracknell Forest	1	6	2	9
Total	17	114	60	191

Source: BFC free entitlement funding data

The distribution of children accessing the free entitlement in group provisions is shown in figure 20.

Figure 20: Attending Children Distribution - Wildridings and Central



9.19. Winkfield and Cranbourne

9.19.1. Population

The total estimate population of children in Winkfield and Cranbourne in the Summer term 2020 aged 0-14 was 605, of which:

- 143 are aged under 5
- 53 are aged 3 and 4 and could be eligible for funded early years places
- 338 are aged 5 to 11
- 124 are aged 12 to 14

9.19.2. Available childcare

The estimated available childcare by provider type is set out in table 61. The uptake figures include funded places for 2-year-olds and universal and extended free entitlement places for 3 and 4-year-olds.

Table 58: Childcare by provider type

<i>Type of provision</i>	<i>Number of providers</i>	<i>Estimated capacity</i>	<i>Uptake of funded places</i>
Childminders*	0	0	0
Nursery classes in maintained schools	0	0	0
Nursery classes in academies	0	0	0
PVI providers	5	262	181.4
After school club	1	Insufficient data	n/a
Breakfast club	1	Insufficient data	n/a
Holiday club	0	Insufficient data	n/a

Sources: OFSTED, Bracknell Forest Local Directory, BFC Free entitlement funding data

* childminder capacity includes places for school age children

9.19.3. Early years free entitlement funding

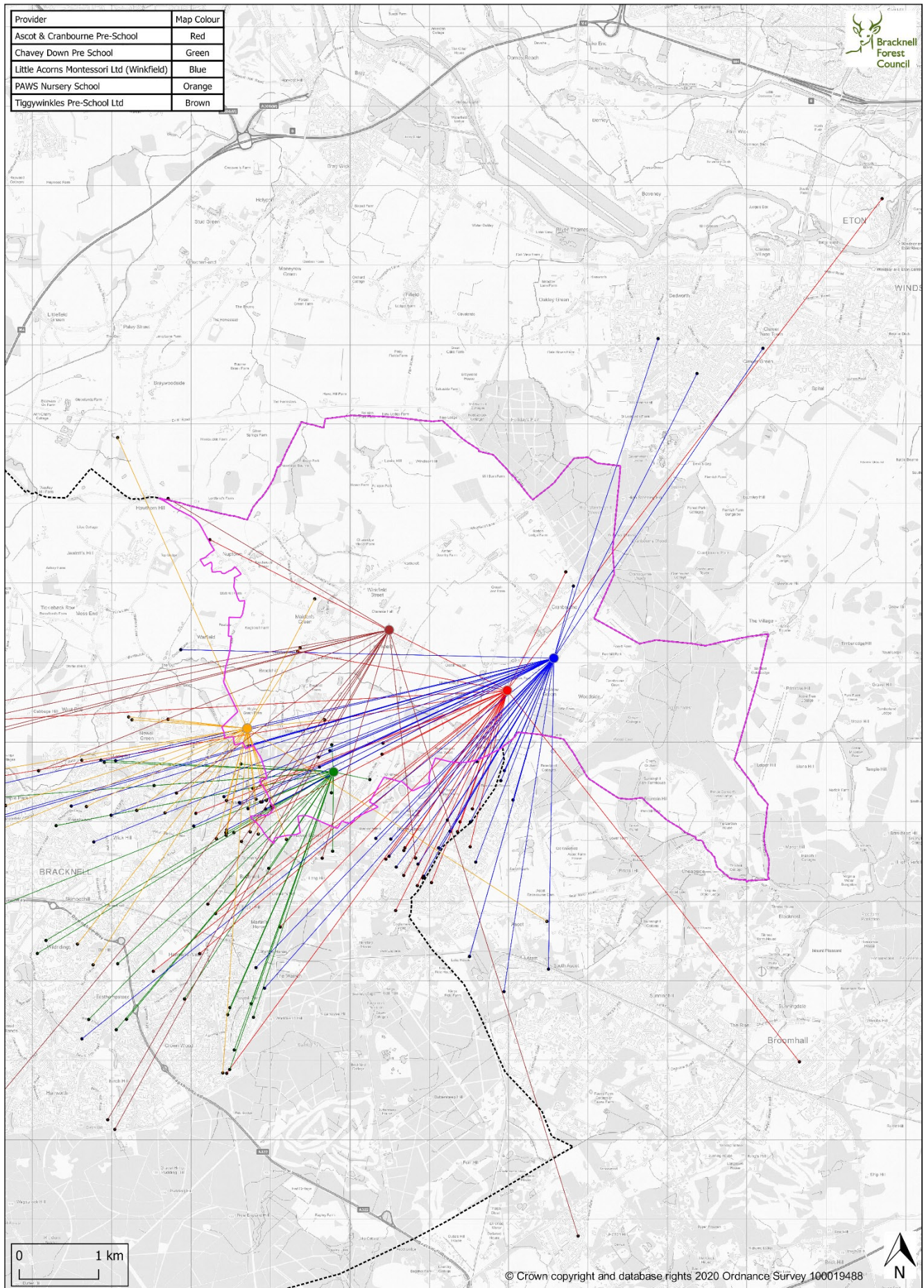
A total of 152 children accessed the early years free entitlements in Winkfield and Cranbourne. Of these 26 (17%) were resident in Winkfield and Cranbourne, 104 (68%) were resident in other Bracknell Forest wards and 22 (15%) were resident outside of Bracknell forest.

Table 59: Free entitlement uptake by resident ward

<i>Ward</i>	<i>Age 2</i>	<i>Age 3</i>	<i>Age 4</i>	<i>Total</i>
Winkfield and Cranbourne	1	13	12	26
Other Bracknell Forest wards	6	64	34	104
Outside Bracknell Forest	3	13	6	22
Total	10	90	52	152

Source: BFC free entitlement funding data

The distribution of children accessing the free entitlement in group provisions is shown in figure 21.

Figure 21: Attending Children Distribution - Winkfield and Cranbourne

10. Methodology

- Child Population – ONS - Population estimates for the UK, England and Wales, Scotland and Northern Ireland: mid-2019. This is the same data used in the preparation of the School capacity and places plan.
- Children with EHC plans: based on data held by Bracknell Forest Council
- Supply of childcare: based on data supplied by providers in the summer term 2020 via the Provider Self Update Portal, data provided by OFSTED and supplemented by local intelligence
- Vacancy rates: based on data supplied by providers in the summer term 2019 via the Provider Self Update Portal
- Funded early education:
 - data on take up of funded early education entitlements is based on the data held in the Bracknell Forest payment database for the summer term 2020.
 - data on 30 hours eligibility codes from the Department for Education - 30 hours free childcare: summer term 2020 report
- Price of childcare: cost data per age group submitted by providers via the Provider Self Update Portal, the Family Services Directory and from provider websites.
- Quality of childcare: data on childcare quality is provided by OFSTED
- Data from parents: Online survey using the Objective survey tool on the council website, October and November 2020. Survey advertised via the Council website, Family Information Service website, social media and childcare providers